

Pikes Peak  
Board of Cooperative Educational Services

Financial Statements with  
Independent Auditor's Report

For the Year Ended  
June 30, 2025


**Pikes Peak  
Board of Cooperative Educational Services  
Table of Contents  
June 30, 2025**

	Page
Independent Auditor’s Report	1
Management’s Discussion and Analysis	iii
<b>Basic Financial Statements:</b>	
Government-Wide Financial Statements:	
Statement of Net Position	4
Statement of Activities	5
Governmental Funds:	
Balance Sheet – Governmental Funds	6
Reconciliation of the Balance Sheet – Governmental Funds to the Statement of Net Position	7
Statement of Revenues, Expenditures, and Changes in Fund Balances - Governmental Funds	8
Reconciliation of the Statement of Revenues, Expenditures, and Changes in Fund Balances – Governmental Funds to the Statement of Activities	9
Notes to the Financial Statements	10
<b>Required Supplementary Information:</b>	
Statement of Revenues, Expenditures, and Changes in Fund Balances – Budget and Actual (Budget Basis):	
General Fund	32
Designated Purpose Grants Fund	33
NEED Foundation Fund	34
Schedule of the BOCES Proportionate Share of the Net Pension Liability	35
Schedule of Contributions and Related Ratios – Pension	36
Schedule of the District’s Proportionate Share of the Net OPEB Liability	37
Schedule of Contributions and Related Rations – OPEB	38
<b>Other Supplementary Information:</b>	
Balance Sheet – Other Governmental Funds	39
Statement of Revenues, Expenditures, and Changes in Fund Balances – Other Governmental Funds	40
Statement of Revenues, Expenditures, and Changes in Fund Balances – Budget and Actual (Budget Basis):	
Capital Projects Fund	41
Employee Benefits Fund	42
Auditor’s Integrity Report	43

**Pikes Peak  
Board of Cooperative Educational Services  
Table of Contents  
June 30, 2025**

**(CONTINUED)**

	Page
Report on Internal Control over Financial Reporting and on Compliance and Other Matters Based on an Audit of Financial Statements Performed in Accordance with Government Auditing Standards	44
<b>Single Audit:</b>	
Schedule of Expenditures of Federal Awards	46
Report on Compliance for Each Major Federal Program and Report on Internal Control over Compliance in Accordance with the Uniform Guidance	47
Schedule of Findings and Questioned Costs	50



*Independent Auditor's Report*

Members of the Board  
Pikes Peak Board of Cooperative Educational Services

**Report on the Audit of the Financial Statements**

*Opinions*

We have audited the financial statements of the governmental activities, each major fund, and the aggregate remaining fund information of Pikes Peak Board of Cooperative Educational Services ("BOCES"), as of and for the year ended June 30, 2025, and the related notes to the financial statements, which collectively comprise BOCES basic financial statements as listed in the table of contents.

In our opinion, the accompanying financial statements present fairly, in all material respects, the respective financial position of the governmental activities, each major fund, and the aggregate remaining fund information of BOCES as of June 30, 2025, and the respective changes in financial position for the year then ended in accordance with accounting principles generally accepted in the United States of America.

*Basis for Opinions*

We conducted our audit in accordance with auditing standards generally accepted in the United States of America (GAAS) and the standards applicable to financial audits contained in *Government Auditing Standards*, issued by the Comptroller General of the United States. Our responsibilities under those standards are further described in the Auditor's Responsibilities for the Audit of the Financial Statements section of our report. We are required to be independent of BOCES and to meet our other ethical responsibilities, in accordance with the relevant ethical requirements relating to our audit. We believe that the audit evidence we have obtained is sufficient and appropriate to provide a basis for our audit opinions.

*Responsibilities of Management for the Financial Statements*

BOCES management is responsible for the preparation and fair presentation of the financial statements in accordance with accounting principles generally accepted in the United States of America, and for the design, implementation, and maintenance of internal control relevant to the preparation and fair presentation of financial statements that are free from material misstatement, whether due to fraud or error.

1

*rfarmer, llc*

*a certified public accounting and consulting firm*

---

*po box 1173 122 north main street lamar, colorado 81052 719.336.7428 719.336.2982*

In preparing the financial statements, management is required to evaluate whether there are conditions or events, considered in the aggregate, that raise substantial doubt about BOCES ability to continue as a going concern for twelve months beyond the financial statement date, including any currently known information that may raise substantial doubt shortly thereafter.

### ***Auditor's Responsibilities for the Audit of the Financial Statements***

Our objectives are to obtain reasonable assurance about whether the financial statements as a whole are free from material misstatement, whether due to fraud or error, and to issue an auditor's report that includes our opinions. Reasonable assurance is a high level of assurance but is not absolute assurance and therefore is not a guarantee that an audit conducted in accordance with GAAS will always detect a material misstatement when it exists. The risk of not detecting a material misstatement resulting from fraud is higher than for one resulting from error, as fraud may involve collusion, forgery, intentional omissions, misrepresentations, or the override of internal control. Misstatements are considered material if there is a substantial likelihood that, individually or in the aggregate, they would influence the judgment made by a reasonable user based on the financial statements.

In performing an audit in accordance with GAAS, we:

- Exercise professional judgment and maintain professional skepticism throughout the audit.
- Identify and assess the risks of material misstatement of the financial statements, whether due to fraud or error, and design and perform audit procedures responsive to those risks. Such procedures include examining, on a test basis, evidence regarding the amounts and disclosures in the financial statements.
- Obtain an understanding of internal control relevant to the audit in order to design audit procedures that are appropriate in the circumstances, but not for the purpose of expressing an opinion on the effectiveness of BOCES internal control. Accordingly, no such opinion is expressed.
- Evaluate the appropriateness of accounting policies used and the reasonableness of significant accounting estimates made by management, as well as evaluate the overall presentation of the financial statements.
- Conclude whether, in our judgment, there are conditions or events, considered in the aggregate, that raise substantial doubt about BOCES ability to continue as a going concern for a reasonable period of time.

We are required to communicate with those charged with governance regarding, among other matters, the planned scope and timing of the audit, significant audit findings, and certain internal control-related matters that we identified during the audit.

### ***Required Supplementary Information***

Accounting principles generally accepted in the United States of America require that the required supplementary information on pages 32 through 38, including the management's discussion and analysis, be presented to supplement the basic financial statements. Such information is the responsibility of management and, although not a part of the basic financial statements, is required by the Governmental Accounting Standards Board who considers it to be an essential part of financial reporting for placing the basic financial statements in an appropriate operational, economic, or historical context. We have applied certain limited procedures to the required supplementary information in accordance with auditing

standards generally accepted in the United States of America, which consisted of inquiries of management about the methods of preparing the information and comparing the information for consistency with management's responses to our inquiries, the basic financial statements, and other knowledge we obtained during our audit of the basic financial statements. We do not express an opinion or provide any assurance on the information because the limited procedures do not provide us with sufficient evidence to express an opinion or provide any assurance.

### ***Supplementary Information***

Our audit was conducted for the purpose of forming opinions on the financial statements that collectively comprise BOCES basic financial statements. The supplemental information on pages 39 through 50 including the schedule of expenditures of federal awards, as required by Title 2 U.S. Code of Federal Regulations, Part 200, Uniform Administrative Requirements, Cost Principles, and Audit Requirements for Federal Awards are presented for purposes of additional analysis and are not a required part of the basic financial statements.

The accompanying supplementary information is the responsibility of management and was derived from and relates directly to the underlying accounting and other records used to prepare the basic financial statements. Such information has been subjected to the auditing procedures applied in the audit of the basic financial statements and certain additional procedures, including comparing and reconciling such information directly to the underlying accounting and other records used to prepare the basic financial statements or to the basic financial statements themselves, and other additional procedures in accordance with auditing standards generally accepted in the United States of America. In our opinion, the accompanying supplementary information is fairly stated, in all material respects, in relation to the basic financial statements as a whole.

### ***Other Reporting Required by Government Auditing Standards***

In accordance with *Government Auditing Standards*, we have also issued our report dated February 25, 2026, on our consideration of BOCES internal control over financial reporting and on our tests of its compliance with certain provisions of laws, regulations, contracts, and grant agreements and other matters. The purpose of that report is solely to describe the scope of our testing of internal control over financial reporting and compliance and the results of that testing, and not to provide an opinion on the effectiveness of internal control over financial reporting or on compliance. That report is an integral part of an audit performed in accordance with *Government Auditing Standards* in considering BOCES internal control over financial reporting and compliance.

*rfarmer, llc*

February 25, 2026

**PIKES PEAK BOARD OF COOPERATIVE EDUCATIONAL SERVICES**  
**Management's Discussion and Analysis**  
**Year Ended June 30, 2025**

---

As management of Pikes Peak Board of Cooperative Educational Services (BOCES), we offer readers of the basic financial statements this narrative overview and analysis of the financial activities of the BOCES for the fiscal year ended June 30, 2025. We encourage readers to consider the information presented here in conjunction with the information furnished in our financial statements.

**Financial Highlights**

**Government-Wide Financial Statements**

- The BOCES' total net position is \$4,283,653 for the fiscal year ending June 30, 2025. It increased from the prior year. Requirements for GASB 68 and GASB 75 are listed in the auditor notes. These new rules require that the government-wide *Statement of Net Position* includes a net pension liability and OPEB amounts. Until these new rules were put into place, pension and OPEB liabilities have not been considered a BOCES liability due to the fact that the BOCES pays all amounts (employer and employee shares) owed to PERA each month during the payroll process. That has not changed and BOCES will continue to pay the amount it owes to PERA each month.
- Also, you will see that our net position for the prior audit year, 2023-24, was \$3,379,459. Due to GASB 75 Other Post-Retirement Employment Benefits (OPEB) changes in the discount rate and assumptions are also listed.
- For more information on GASB 68 and 75, please refer to notes 5 and 6.

**Major Fund Financial Statements**

- The combined balance sheet of the BOCES shows assets exceeding liabilities at the close of the most recent fiscal year by \$5,217,012. Of this amount, \$61,391 is assigned in the NEED Foundation which will be used to support needs that the School of Excellence brings to the Foundation Board.
- During 2024-2025 the BOCES received a total of \$1,961,200 in Federal Aid Funds. This is an increase of \$728,834 over the prior year and represents 11.69% of total revenues.
- The NEED foundation has not had a lot of activity in the last year two years.
- The Internal Service Fund decreased by \$73,800 in net position.

**Overview of the Financial Statements**

The discussion and analysis is intended to serve as an introduction to BOCES' basic financial statements. The BOCES' basic financial statements comprise of three components: 1) government-wide financial statements, 2) major fund financial statements, and 3) notes to the financial statements. This report also contains other supplementary information in addition to the basic financial statements themselves.

**Government-Wide Financial Statements.** The government-wide financial statements are designed to provide readers with a broad overview of the BOCES' finances, in a manner similar to a private-sector business.

The *statement of net position (a.k.a., net assets)* presents information on all of the BOCES' assets and liabilities, with the difference between the two reported as *net position*. Over time, increases or decreases in net position may serve as a useful indicator of whether the financial position of the BOCES is improving or deteriorating. It should be noted that the net position increased by \$904,194.

The *statement of activities* presents information showing how the government's net position changed during the

**PIKES PEAK BOARD OF COOPERATIVE EDUCATIONAL SERVICES**  
**Management's Discussion and Analysis**  
**Year Ended June 30, 2025**

---

most recent fiscal year. All changes in net position are reported as soon as the underlying event giving rise to the change occurs, *regardless of the timing of related cash flows*. Thus, revenues and expenses are reported in this statement for some items that will result in cash flows in future fiscal periods.

The government-wide financial statements distinguish functions of the BOCES that are principally supported by taxes and intergovernmental revenues (*governmental activities*) from other functions that are intended to recover all or a significant portion of their costs through user fees and charges (*business-type activities*). The governmental activities of the BOCES include instruction, pupil activities, instructional support, general and administration, business, and transportation.

**Fund Financial Statements.** A *fund* is a grouping of related accounts that is used to maintain control over resources that have been segregated for specific activities or objectives. The BOCES, like other state and local governments, uses fund accounting to ensure and demonstrate compliance with finance-related legal requirement. The funds of the BOCES are divided into five categories: general fund, designated purpose grants, NEED Foundation, capital projects fund & other governmental funds-employee benefits.

**Governmental Funds.** All of the BOCES' activities are reported in governmental funds, which focus on the determination of the financial position and change in financial position, not on income determination. Statements are reported using an accounting method called modified accrual accounting, which measures cash and all other financial assets that can readily be converted into cash. Governmental fund information helps the reader determine whether there are more or fewer financial resources that can be spent in the near future to finance the BOCES' programs. The relationship (or differences) between governmental activities (reported in the Statement of Net Position and the Statement of Activities) and governmental funds is reconciled in the financial statements.

The BOCES adopts an annual appropriated budget for its governmental funds. A budgetary comparison schedule has been provided for the general fund, designated purpose grants fund, and NEED Foundation to demonstrate compliance with these budgets, and is reported elsewhere in this report as required supplementary information. GASB Statement No. 34 only requires a budgetary comparison for the general fund and for each major individual special revenue fund for which an annual budget is legally adopted.

### **Special Revenue Funds**

**Designated Purpose Grants** – BOCES maintains a separate fund for special grant funds received from federal and state governments. These funds are designated for each school district within BOCES' service area for special use per contract or projects of mutual benefit to all members and associate districts.

**NEED Foundation** – The NEED Foundation fund had been maintained for payment of debt and maintenance for the BOCES East School building in Calhan. This fund was used to account for the proceeds of specific revenue sources (other than expendable trust or major capital projects) that were restricted to expenditures for specified purposes. Since those COPs have now been paid off, the building in Calhan will remain as an alternative placement for students with special needs with behaviors. The NEED Foundation board will determine how best to spend the current funds to provide services for the Calhan school that is used by the outlying member districts, associate member and other districts in Colorado.

The notes to the financial statements provide additional information that is essential to a full understanding of the data provided in the government-wide and fund financial statements.

Other information in addition to the basic financial statements and accompanying notes is presented in the form of certain required supplementary information for budgetary comparison.

**PIKES PEAK BOARD OF COOPERATIVE EDUCATIONAL SERVICES**  
**Management's Discussion and Analysis**  
**Year Ended June 30, 2025**

---

**Government-Wide Financial Analysis**

- In the case of the BOCES General Fund this year, assets were above liabilities by \$4,283,653 at the close of the most recent fiscal year.
- Capital Outlay is reported in the governmental funds as expenditures. The BOCES has invested in capital assets net of accumulated depreciation \$9,448,397. These capital assets are used to provide services to students; consequently, these assets are not available for future spending.
- At the end of the current fiscal year, the BOCES reported a decrease in fund balance of \$44,667 in the General Fund resulting in an ending fund balance of \$4,677,613.

PIKES PEAK BOARD OF COOPERATIVE EDUCATIONAL SERVICES  
NET POSITION

	<u>Governmental Activities</u>	
	<b>2024</b>	<b>2025</b>
Total Assets	\$ 9,611,122	\$ 9,448,397
Deferred Outflows of Resources	<u>4,722,362</u>	<u>3,733,813</u>
Total Assets and Deferred Outflows of Resources	<u>\$ 21,017,011</u>	<u>\$20,130,496</u>
Current Liabilities	\$ 800,792	\$1,153,559
Noncurrent Liabilities		
USDA payable & other	-	-
Net Pension and OPEB liabilities	<u>14,289,571</u>	<u>12,597,197</u>
Total Non-Current Liabilities	<u>\$ 15,090,363</u>	<u>\$ 13,750,756</u>
Total Liabilities	\$ 15,090,363	\$13,750,756
Deferred Inflows of Resources	<u>2,547,192</u>	<u>2,096,087</u>
Total Liabilities and Deferred Inflows of Resources	<u>\$ 17,765,794</u>	<u>\$15,846,843</u>
Net Position:		
Invested in Capital Assets	\$ 9,884,445	\$ 9,448,397
Unrestricted (deficit)	<u>(6,504,989)</u>	<u>(5,164,744)</u>
Total Net Position	<u>\$ 3,379,456</u>	<u>\$4,283,653</u>

- The new GASB 68 and 78 requires that we book the net pension and OPEB liabilities on the government-wide financial statement back to fiscal year 2013-2014 through 2024-2025. The above liabilities are new requirements and are discussed further within notes 5 and 6 of the financial statements.
- Most of BOCES' governmental activities were financed by school districts within the BOCES' service area. The General Fund accounted for 75% of operating funding, and 25% came from Designated Purpose Grants.

**PIKES PEAK BOARD OF COOPERATIVE EDUCATIONAL SERVICES**  
**Management's Discussion and Analysis**  
**Year Ended June 30, 2025**

---

PIKES PEAK BOARD OF COOPERATIVE EDUCATIONAL SERVICES  
 CHANGES IN NET ASSETS

	Governmental Activities	
	2024	2025
Program Revenues:		
Charges for Services	\$ 7,982,944	\$ 10,385,299
Operating Grants and Contributions	2,932,830	6,323,334
Capital Grants and Contributions	-	-
General Revenues:		
Unrestricted	(4,392,755)	1,792,864
Investment Earnings	87,332	78,285
Transfer to internal service fund	-	-
Total Revenues:	\$(4,305,403)	\$ 1,871,149
Expenses:		
Instruction	\$ 6,686,721	\$ 10,981,228
Supporting Services	4,534,539	6,694,360
Other (capital outlay)		
Interest on Debt	-	-
Total Expenses:	\$ 11,221,260	\$ 17,675,588
Increase (decrease) in net position	(4,610,889)	904,194
Beginning Net Position, as restated	7,990,345	3,379,459
Ending Net Position	\$ 3,379,456	\$ 4,283,653

**Financial Analysis of BOCES Funds**

BOCES uses fund accounting to ensure and demonstrate compliance with finance-related legal requirements.

**Governmental Funds**

The focus of BOCES' *governmental funds* is to provide information on near-term inflows, outflows, and balances of *spendable* resources. Such information is useful in assessing BOCES' financing requirements. In particular, *unassigned-unreserved fund balance* may serve as a useful measure of a government's net resource available for spending at the end of the fiscal year.

As of the end of the current fiscal year, BOCES' governmental funds reported combined ending fund balances of \$5,217,012. At year end, \$4,602,613 of fund balance is *unassigned - unrestricted fund balance*, which is available for spending at BOCES discretion.

**Capital Assets**

The BOCES spent \$35,000.00 in repairs to the HVAC system in the main building this year, the HVAC system has been an ongoing issue for the aging building. BOCES also replaced four older vehicles for the fleet.

**PIKES PEAK BOARD OF COOPERATIVE EDUCATIONAL SERVICES**  
**Management's Discussion and Analysis**  
**Year Ended June 30, 2025**

---

PIKES PEAK BOARD OF COOPERATIVE EDUCATIONAL SERVICES  
CHANGES IN FUND BALANCE

	General Fund	Special Revenue Funds	Capital Projects Funds	Other Governmental Funds	Total 2025	Total 2024
<b>Revenues:</b>						
Local Sources	\$ 9,924,830	-	\$ 6,750		\$9,931,580	\$ 9,2385,200
State Sources	834,967	1,138,234	-		1,138,234	1,836,474
Federal Sources	1,653,193	3,157,814	-		4,811,007	4,298,000
Employee Premiums				554,940	554,940	508,393
Investment earnings	77,963				77,963	86,983
Miscellaneous	(47,465)				(47,465)	35,997
<b>Total Revenues</b>	<b>12,443,488</b>	<b>4,296,048</b>	<b>6,750</b>	<b>554,940</b>	<b>16,466,259</b>	<b>16,151,047</b>
<b>Expenses:</b>						
Instructional	\$ 5,565,227	\$ 4,292,567	-		\$9,857,794	\$ 8,831,230
Supporting Services/Facilities	6,772,927	-	43,285	628,740	7,444,952	5,547,323
Other	-	-	-		-	-
Capital Outlay	-	-	206,687		206,687	990,448
<b>Debt Service:</b>						
Principal	-	-	-		-	-
Interest	-	-	-		-	-
<b>Total Expenses</b>	<b>12,338,154</b>	<b>4,292,567</b>	<b>(243,222)</b>	<b>628,740</b>	<b>17,509,433</b>	<b>15,369,001</b>
<b>Other Financing Sources (Uses):</b>						
Proceeds from Assets	-	-	-		-	191,111
Transfer In (Out)	(150,000)	-	150,000	-	-	(500)
<b>Total Other:</b>	<b>(150,000)</b>	<b>-</b>	<b>-</b>	<b>-</b>	<b>-</b>	<b>190,611</b>
<b>Increase (Decrease) in Fund Balance</b>	<b>(44,667)</b>	<b>3,481</b>	<b>(93,222)</b>	<b>(73,800)</b>	<b>(208,208)</b>	<b>488,756</b>
<b>Beginning Fund Balance</b>	<b>4,722,280</b>	<b>1</b>	<b>227,029</b>	<b>414,519</b>	<b>5,363,829</b>	<b>4,199,342</b>
<b>Ending Fund Balance</b>	<b>\$ 4,677,613</b>	<b>\$ 3,482</b>	<b>\$133,807</b>	<b>340,719</b>	<b>\$ 5,155,621</b>	<b>\$ 4,688,098</b>

**Major Funds Budgetary Highlights**

The PPBOCES Board approved the original budget prior to June 30, 2025, based on projected enrollment and services for the following fiscal year.

Colorado statutes permit transferring budgeting amounts from one object or purpose to another within the same fund. Board policy allows management to transfer budgets between objects or purposes without obtaining authorization from the PPBOCES Board, provided the transfers are not into or out of salary accounts.

The PPBOCES Board approves any Supplemental Appropriation Resolutions subsequent to July 01, 2025, giving budget approval allowing expenditure of additional funds received during the fiscal year.

**PIKES PEAK BOARD OF COOPERATIVE EDUCATIONAL SERVICES**  
**Management's Discussion and Analysis**  
**Year Ended June 30, 2025**

---

The audit reflects both the amended (final) budget amount as well as the adopted (original) budget amount. The final budget request is brought to the PPBOCES board in January, as allowed by C.R.S., in order to more accurately reflect revenues and expenditures each fiscal year. At that point in time actual amounts are better known due to the facts that any open staff positions have been filled, students are in attendance, and the audit has been completed. Adopting an amended (final) budget affords tighter control over spending by requiring smaller cushions having to be built into the budget for any unknowns.

**Economic Factors & Next Year's Budget**

The BOCES behavior programs SOE and BOCES East, both strive to do well. SOE is increasing in student numbers, so staff need is our priority. Staff turnover has been a bit higher than usual, which is not helping the situation. The two-year license alternative program has decreased in numbers. We learned that more programs in our area have started so the competition is great. The Director of the program along with the Executive Director are looking into new ways to rework the program to add more self-paced modules and online classes to make the program a bit easier to complete rather than our current program model which has all in person classes on Saturdays. All the teachers in the program do work full time at school districts and attending classes every weekend has become burdensome.

BOCES and its member districts are working together to find more ways to support CTE programs. We are looking at mobile classrooms for an easier alternative then to build a building. We are happy to announce that we have a Wildland fire fighting program for our students starting in January 2026.

**Requests for Information**

This financial report is designed to provide a general overview of BOCES' finances for all those with an interest in BOCES' finances. Questions concerning any of the information provided in this report or requests for additional financial information should be addressed to:

Finance Department  
Pikes Peak Board of Cooperative Educational Services  
2883 South Circle Drive, Colorado Springs, CO 80906  
719-622-2092

## **Basic Financial Statements**

**Pikes Peak Board of Cooperative Educational Services**  
**Statement of Net Position**  
**June 30, 2025**

	<b>Governmental Activities</b>
<b>ASSETS</b>	
Cash and Equivalents	\$ 5,902,624
Receivables	349,024
Due from Other Governments	696,638
Capital Assets:	
Land	1,925,690
Depreciable assets	11,183,107
Less: Accumulated Depreciation	(3,660,400)
Total Capital Assets	9,448,397
<b>DEFERRED OUTFLOWS OF RESOURCES</b>	
Pension	3,699,536
OPEB	34,277
Total Assets	20,130,496
<b>LIABILITIES</b>	
Accounts payable and accrued expenses	559,425
Unearned Revenues	475,209
Net Pension and OPEB Liability	12,597,197
Compensated absences	118,925
Total liabilities	13,750,756
<b>DEFERRED INFLOWS OF RESOURCES</b>	
Pension	1,967,118
OPEB	128,969
<b>NET POSITION</b>	
Net investment in capital assets	9,448,397
Unrestricted	(5,164,744)
Total net position	\$ 4,283,653

The accompanying notes to financial statements  
are an integral part of these statements.

**Pikes Peak Board of Cooperative Educational Services  
Statement of Activities  
For the Year Ended June 30, 2025**

<u>Functions/Programs</u>	<u>Program Revenue</u>		<u>Net (Expense) Revenue and Changes in Net Position Primary Government</u>	
<u>Primary government</u>	<u>Expenses</u>	<u>Charges for Services</u>	<u>Operating Grants and Contributions</u>	
<u>Governmental Activities</u>				<u>Governmental Activities</u>
Instruction	\$ 10,981,228	\$ 9,646,421	\$ 5,444,668	\$ 4,109,861
Supporting services	6,694,360	738,878	878,666	(5,076,816)
Total primary government	17,675,588	10,385,299	6,323,334	(966,955)
<b>General revenues:</b>				
Unrestricted investment earnings				\$ 78,285
Other				637,934
Changes in PERA pension and OPEB assumptions				1,154,930
Total general revenues, special items, and transfers				1,871,149
Change in net position				904,194
Net position - beginning				3,379,459
Net position - ending				\$ 4,283,653

The accompanying notes to financial statements  
are an integral part of these statements.

**Pikes Peak Board of Cooperative Educational Services**  
**Balance Sheet**  
**Governmental Funds**  
**June 30, 2025**

	<u>General</u>	<u>Designated Purpose Grants</u>	<u>NEED Foundation</u>	<u>Capital Projects</u>	<u>Other Governmental Funds</u>	<u>Total Governmental Funds</u>
<b>ASSETS</b>						
Cash and cash equivalents	\$5,339,679	\$ 2,342	\$ 61,391	\$ 133,807	\$ 365,403	\$ 5,902,622
Due from other funds	(1,199)	1,199	-	-	-	-
Other receivables	349,024	-	-	-	-	349,024
Total assets	<u>5,687,504</u>	<u>3,541</u>	<u>61,391</u>	<u>133,807</u>	<u>365,403</u>	<u>6,251,646</u>
<b>LIABILITIES AND FUND BALANCES</b>						
<b>Liabilities:</b>						
Accounts payable	146,016	59	-	-	14,684	160,759
Unearned revenue	475,209	-	-	-	-	475,209
Other accrued expenses	388,666	-	-	-	10,000	398,666
Total liabilities	<u>1,009,891</u>	<u>59</u>	<u>-</u>	<u>-</u>	<u>24,684</u>	<u>1,034,634</u>
<b>Fund balances:</b>						
Restricted	-	3,482	-	-	-	3,482
Committed capital projects funds	-	-	-	133,807	-	133,807
Assigned	75,000	-	61,391	-	-	136,391
Unassigned	4,602,613	-	-	-	-	4,602,613
Committed, reported in non-major:						
Special revenue funds	-	-	-	-	340,719	340,719
Total fund balances	<u>4,677,613</u>	<u>3,482</u>	<u>61,391</u>	<u>133,807</u>	<u>340,719</u>	<u>5,217,012</u>
Total liabilities and fund balances	<u>\$5,687,504</u>	<u>\$ 3,541</u>	<u>\$ 61,391</u>	<u>\$ 133,807</u>	<u>\$ 365,403</u>	<u>\$ 6,251,646</u>

The accompanying notes to financial statements  
are an integral part of these statements.

**Pikes Peak Board of Cooperative Educational Services**  
**Reconciliation of the Governmental Funds Balance Sheet to the Statement of Net Position**  
**June 30, 2025**

Total fund balance, governmental funds \$ 5,217,012

Amounts reported for governmental activities in the Statement of Net Position are different because:

Capital assets used in governmental activities are not current financial resources and therefore are not reported in this fund financial statement, but are reported in the governmental activities of the Statement of Net Position. 9,448,397

Certain other long-term assets are not available to pay current period expenditures and therefore are not reported in this fund financial statement, but are reported in the governmental activities of the Statement of Net Position: Pension Plan Deferred Outflow 4,430,451

Some liabilities, (such as Notes Payable, Long-term Compensated Absences, Net Pension Liability, Pension Differences-Deferred Outflow and Bonds Payable ), are not due and payable in the current period and are not included in the fund financial statement, but are included in the governmental activities of the Statement of Net Position. (14,812,207)

Net Position of Governmental Activities in the Statement of Net Position \$ 4,283,653

The accompanying notes to financial statements  
are an integral part of these statements.

**Pikes Peak Board of Cooperative Educational Services**  
**Statement of Revenues, Expenditures and Changes in Fund Balances**  
**Governmental Funds**  
**For the Year Ended June 30, 2025**

	<b>General</b>	<b>Designated Purpose Grants</b>	<b>NEED Foundation</b>	<b>Capital Projects</b>	<b>Other Governmental Funds</b>	<b>Total Governmental Funds</b>
<b>REVENUES</b>						
Local sources	\$ 9,924,830	\$ -	\$ 322	\$ 6,750	\$ -	\$ 9,931,902
State sources	834,967	3,988,041	-	-	-	4,823,008
Federal sources	1,653,193	308,007	-	-	-	1,961,200
Employee benefit premiums	-	-	-	-	554,940	554,940
Investment earnings	77,963	-	-	-	-	77,963
Miscellaneous	(47,465)	-	-	-	-	(47,465)
Total revenues	<u>12,443,488</u>	<u>4,296,048</u>	<u>322</u>	<u>6,750</u>	<u>554,940</u>	<u>17,301,548</u>
<b>EXPENDITURES</b>						
Instructional	5,565,227	4,292,567	-	-	-	9,857,794
Supporting services	6,772,927	-	3,431	43,285	628,740	7,448,383
Capital Outlay	-	-	-	206,687	-	206,687
Total Expenditures	<u>12,338,154</u>	<u>4,292,567</u>	<u>3,431</u>	<u>249,972</u>	<u>628,740</u>	<u>17,512,864</u>
Excess (deficiency) of revenues over expenditures	<u>105,334</u>	<u>3,481</u>	<u>(3,109)</u>	<u>(243,222)</u>	<u>(73,800)</u>	<u>(211,316)</u>
<b>OTHER FINANCING SOURCES (USES)</b>						
Transfers in	-	-	-	150,000	-	150,000
Transfers out	(150,000)	-	-	-	-	(150,000)
Total other financing sources and uses	<u>(150,000)</u>	<u>-</u>	<u>-</u>	<u>150,000</u>	<u>-</u>	<u>-</u>
Net change in fund balances	(44,666)	3,481	(3,109)	(93,222)	(73,800)	(211,316)
Fund balances - beginning	4,722,279	1	64,500	227,029	414,519	5,428,328
Fund balances - ending	<u>\$ 4,677,613</u>	<u>\$ 3,482</u>	<u>\$ 61,391</u>	<u>\$ 133,807</u>	<u>\$ 340,719</u>	<u>\$ 5,217,012</u>

The accompanying notes to financial statements  
are an integral part of these statements.

**Pikes Peak Board of Cooperative Educational Services  
 Reconciliation of the Statement of Revenues, Expenditures, and Changes in Fund Balances of Governmental  
 Funds to the Statement of Activities  
 For the Year Ended June 30, 2025**

Net change in fund balances - total governmental funds: \$ (211,316)

Amounts reported for Governmental Activities in the Statement of Activities are different because:

Governmental funds report outlays for capital assets as expenditures because such outlays use current financial resources. In contrast, the Statement of Activities reports only a portion of the outlay as expense. The outlay is allocated over the assets' estimated useful lives as depreciation expense for the period.

This is the amount by which capital outlay of \$206,687 is less than depreciation of \$369,412 in the current period. (162,725)

Governmental funds do not present revenues that are not available to pay current obligations. In contrast, such revenues are reported in the Statement of Activities when earned. 123,305

Some expenses reported in the statement of activities do not require the use of current financial resources and these are not reported as expenditures in governmental funds:

Net difference between PERA pension and OPEB actual expense contributions 1,154,930

Change in net position of governmental activities \$ 904,194

The accompanying notes to financial statements  
 are an integral part of these statements.

**Pikes Peak Board of Cooperative Educational Services**  
**Notes to Basic Financial Statements**  
**June 30, 2025**

**Note 1**                    **Summary of Significant Accounting Policies**

The financial statements of Pikes Peak Board of Cooperative Educational Services (“BOCES”) have been prepared to conform with Accounting Principles Generally Accepted in the United States of America (GAAP) as applied to governmental units. The Governmental Accounting Standards Board (GASB) is the accepted standard setting body for establishing governmental accounting and financial reporting principles. The following is a summary of the more significant policies:

Reporting Entity

For financial reporting purposes, the accompanying financial statements included all of the operations over which BOCES is financially accountable. BOCES is financially accountable for organizations that make up its legal entity, as well as legally separate organizations that meet certain criteria. In accordance with GASB 14, “The Financial Reporting Entity”, as amended by GASB 39 and 61, “Determining Whether Certain Organizations are Component Units”, the criteria for inclusion in the reporting entity involve those cases where BOCES or its officials appoint a majority of an organization’s governing body, and is either able to impose its will on the organization and there is a potential for the organization to provide specific financial benefits to or to impose specific financial burdens on BOCES or the nature and significance if the relationship between BOCES and the organization is such that exclusion would cause BOCES financial statements to be incomplete. Applying this definition, BOCES management has determined that the Need Foundation is reportable within the accompanying financial statements. The Foundation financial activities have been blended (reported as part of BOCES) with those of BOCES. The Foundation does not publish individual component unit financial statements.

Government-Wide and Fund Financial Statements

The government-wide financial statements (i.e., the statement of net position and the statement of activities) report information on all of the non-fiduciary activities of BOCES. The effect of inter-fund activity has been removed from these financial statements. Governmental activities normally are supported by intergovernmental revenues, state, and federal grants.

The statement of activities demonstrates the degree to which the direct expenses of a given function or segment are offset by program revenues. Direct expenses are those that are clearly identifiable with a specific function. Program revenues include 1) charges to customers or applicants who purchase, use, or directly benefit from goods, services, or privileges provided by a given function and 2) grants and contributions that are restricted to meeting the operational or capital requirements of a particular function. Taxes and other items not properly included among program revenues are reported instead as general revenues. Separate financial statements are provided for governmental funds. Major individual governmental funds (General Fund, Designated Purpose Grants Fund, Capital Projects Fund, and the Need Foundation) are reported as separate columns in the fund financial statements.

Measurement Focus, Basis of Accounting, and Financial Statement Presentation

The accounting and financial reporting treatment applied to a fund is determined by its measurement focus. The government-wide financial statements are presented using the economic resources measurement focus and the accrual basis of accounting, as are the proprietary fund

statements. Revenues are recorded when earned and expenses are recorded when a liability is incurred, regardless of the timing of related cash flows. Property taxes are recognized as revenues in the year for which they are levied. Grants and similar items are recognized as revenue as soon as all eligibility requirements imposed by the provider have been met.

Governmental fund financial statements are reported using the current financial resources measurement focus and the modified accrual basis of accounting. With this measurement focus, operating statements present increases and decreases in net current assets and unreserved fund balance as a measure of available spendable resources. This means that only current liabilities are generally included on their balance sheets.

As a general rule the effect of interfund activity has been eliminated from the government-wide financial statements. Exceptions to this general rule are charges between BOCES governmental and business-type activities. Elimination of these charges would distort the direct costs and program revenues reported for the various functions concerned.

Amounts reported as program revenues included 1) charges to customers or applicants for goods, services or privileges provided 2) operating grants and contributions, and 3) capital grants and contributions, including special assessments. Internally dedicated resources are reported as general revenues rather than as program revenues. Likewise, general revenues include all taxes.

The Governmental Funds are accounted for on the “flow of current financial resources” measurement focus. This measurement focus is based on the concept of accountability, which includes measuring interperiod equity whether current year revenues were sufficient to pay for current year services. All governmental fund types use the modified accrual basis of accounting. Revenues are recognized as soon as they are both measurable and available. “Measurable” means the amount of the transaction can be determined and “available” means collectible within the current period, or soon enough thereafter, to pay liabilities of the current period. Revenues are considered to be available if collected within 60 days after year-end.

Grants and entitlement revenues are recognized when compliance with matching requirements is met. A receivable is established when the related expenditures exceed revenue receipts.

Expenditures are recorded when the related fund liability is incurred with the exception of general obligation and capital lease debt service which is recognized when due and certain accrued sick and personal pay which are accounted for as expenditures when expected to be liquidated with expendable available financial resources.

### Governmental Funds

The accounts of BOCES are organized on the basis of funds, each of which is considered to be a separate accounting entity. The operations of each fund are accounted for with a separate set of self-balancing accounts that comprise its assets, liabilities, fund equity, revenues and expenditures, or expenses, as appropriate. Resources are allocated to and accounted for in individual funds based upon the purposes for which they are to be spent and means by which spending activities are controlled. The major fund presented in the accompanying basic financial statements as follows:

#### *Major Governmental Funds:*

1. *General Fund* – the general operating fund of BOCES; used to account for all resources that are not required legally or by sound financial management to be accounted for in another fund.

2. *Designated Purpose Grants Fund* – this fund accounts for state and federal grants.
3. *Need Foundation Fund* – the Need Foundation Fund is used to account for the proceeds of specific revenue sources, like donations, (other than debt service or capital funds) that are restricted or committed to expenditures for a specified purpose of special needs to students.
4. *Capital Projects Fund* – is used to account for revenues and expenditures related to BOCES construction and capital improvement.

Cash and Cash Equivalents

Cash of some funds are pooled into common pooled accounts in order to maximize investment opportunities. An individual fund’s pooled Cash and Cash Investments are available upon demand and are considered to be “cash equivalents.” Negative balances incurred in pooled cash at year-end are treated as a liability of that fund.

Receivables

All receivables are reported at their gross value and, where appropriate, are reduced by the estimated portion that is expected to be uncollectible.

Capital Assets

Capital assets, which include property, vehicles, and equipment, are utilized for general BOCES operations and are capitalized at actual or estimated cost. Donations of such assets are recorded at estimated fair value at the time of donation. Capital assets are reported in the applicable governmental or business-type activities columns in the government-wide financial statements.

Maintenance, repairs, and minor renovations are recorded as expenditures when incurred. Major additions and improvements are capitalized. When assets used in the operation of the governmental fund types are sold, the proceeds of the sale are recorded as revenues in the appropriate fund. BOCES does not capitalize interest on the construction of capital assets in governmental funds.

The monetary threshold for capitalization of assets is \$5,000. BOCES capital assets are depreciated using the straight-line method over the estimated useful lives of the fixed assets. Estimate useful lives are:

Vehicles	5 – 8 Years
Furniture, fixtures, and equipment	5 – 15 Years
Buildings and improvements	20 – 40 Years

Liabilities

In the government-wide financial statements long-term debt and over long-term obligations are reported as liabilities in the applicable governmental activities or business-type activities fund type of the statement of net position. BOCES records long-term debts of governmental funds at face value. BOCES general obligation bonds are serviced from property taxes and other revenues of the Debt Service Fund.

Deferred Outflows/Inflows of Resources

In addition to assets, the statement of financial position will sometimes report a separate section for deferred outflows of resources. This separate financial statement element, deferred outflows

of resources, represents a consumption of net position that applies to a future period(s) and so will not be recognized as an outflow of resources (expense/expenditure) until then. In addition to liabilities, the statement of financial position will sometimes report a separate section for deferred inflows of resources. This separate financial statement element, deferred inflows of resources, represents an acquisition of net position that applies to a future period(s) and so will not be recognized as an inflow of resources (revenue) until that time.

### Unearned Grant Revenue

Revenues on grants, which are restricted by the grant agreement for specific purposes, are recognized as revenue only after eligible grant costs have been incurred. Grant funds received in excess of grant expenditures are recorded as unearned grant revenues.

### Compensated Absences

Compensated absences are payments to employees for accumulated vacation. BOCES employees may accumulate unused vacation up to a specified amount. Vacation is payable to employees upon termination or retirement at the current rate of pay on the date of termination or retirement. The entire compensated absences liability is reported in the government-wide financial statements.

### Budgets and Budgeting Accounting

BOCES follows these procedures in establishing the budgetary data reflected in the financial statements:

1. Budgets are required by state law for all funds. Prior to June 1, the Executive Director submits to the Board a proposed operating budget for the fiscal year commencing the following July 1. The operating budget includes proposed expenditures and the means of financing them.
2. Public hearings are conducted to obtain taxpayer comments.
3. Prior to June 30, the budget is adopted by formal resolution of the Board. Budgets may be revised until January 31<sup>st</sup> of the budget year.
4. Expenditures may not legally exceed appropriations at the fund level. BOCES is authorized to transfer budgeted amounts between departments within any fund; however, the Board must approve any revisions that alter the total expenditures of any fund.
5. Formal budgetary interrogation is employed as a management control device during the year for the General, Special Revenue, and Capital Project Funds.
6. Budgets for the General, Special Revenue, and Capital Project Funds are adopted on a basis consistent with Generally Accepted Accounting Principles (GAAP).

### Fund Equity

Net Position/Fund Balances – In the government-wide financial statements and for the proprietary fund statements, net positions are either shown as invested in capital assets net of related debt, with these assets essentially being nonexpendable; restricted when constraints placed on the net position are externally imposed; or unrestricted.

For the governmental fund presentation, fund balances that are classified as “nonspendable” include amounts that cannot be spent because they are either (a) not in spendable forms or (b) legally or contractually required to be maintained intact. The “not in spendable form” criterion includes items that are not expected to be converted to cash, for example inventories and prepaid amounts.

Fund balance should be reported as “restricted” when constraints placed on the use of resources are either (a) externally imposed by creditors (such as through debt covenants), grantors, contributors, or laws or regulations of other governments; or (b) imposed by law through constitutional provisions or enabling legislation.

Amounts that can only be used for specific purposes pursuant to constraints imposed by formal action of the government’s highest level of decision-making authority, the Board and Education, should be reported as “committed” fund balance. Those committed amounts cannot be used for any other purpose unless the government removes or changes the specified use by taking the same type of action (for example: legislation, resolution, or ordinance) it employed to previously commit those amounts.

Amounts that are constrained by the government’s intent to be used for specific purposes, but are neither restricted nor committed ,should be reported as “assigned” fund balance. Intent should be expressed by (a) the governing body itself or (b) a body (for example: a budget or finance committee) or official to which the governing body has delegated the authority to assign amounts to be used for specific purposes.

For the classification of fund and net asset balances, BOCES considers an expenditure to be made from the most restrictive classification first, when more than one classification is available.

In the fund financial statements, governmental funds report restrictions of fund balance for amounts that are not available for appropriation or are legally restricted by outside parties for use for a specified purpose.

### Net Position

Net position represents the difference between assets and deferred outflows of resources and liabilities, and deferred inflows of resources. Net investment in capital assets consists of capital assets, net of accumulated depreciation, reduced by the outstanding balances of any borrowing used for the acquisition, construction, or improvements in those assets. Net position is reported as restricted when there are limitations imposed on its use either through the enabling legislation or through external restrictions imposed by creditors, grantors, or law/regulations of the other governments. All other net position is reported as unrestricted.

### Accounting Estimates

The preparation of financial statements in conformity with GAAP requires management to make estimates and assumptions that affect the reported amounts of assets and liabilities and disclosures of contingent assets and liabilities at the date of the financial statements and the reported amounts of revenues and expenses during the reporting period. Actual results could differ from those estimates.

**Note 2**

**Cash Deposits and Investments**

A reconciliation of the cash and investment components on the balance sheet to the cash and investment categories in this footnote are as follows:

Cash	\$ 5,869,890
COLOTRUST	<u>32,733</u>
Total Cash & Investments	<u>\$ 5,902,623</u>

Cash also includes \$300 cash on hand.

Deposits

BOCES investment policies are approved by the Board of Education and governed by Colorado statute. The Colorado Public Deposit Protection Act (PDPA) requires that all units of local government deposit cash in eligible public depositories; state regulators determine eligibility. Amounts on deposit in excess of federal insurance level must be collateralized. The eligible collateral is determined by the PDPA. PDPA allows the financial institution to create a single collateral pool for all public funds. The pool is to be maintained by another financial institution or held in trust for all uninsured public deposits as a group. The market value of the collateral must be at least equal to 102% of the uninsured deposits.

BOCES is authorized by Colorado State statutes to invest in the following:

- Obligations for the U.S. government and certain government agencies securities.
- Certain international agency securities.
- General obligation and revenue bonds of governmental entities.
- Bankers' acceptances of certain banks.
- Commercial paper.
- Local government investment pools.
- Written repurchase agreements collateralized by authorized securities.
- Guaranteed investment contracts.
- Checking with interest savings accounts.

Custodial Credit Risk – Custodial credit risk is the risk that in the event of a bank failure, BOCES deposits may not be returned to it. BOCES does not have a deposit policy for custodial credit risk. At year-end, BOCES bank balance was \$5,869,590. Of the bank balance, \$501,000 was covered by FDIC insurance and \$5,368,590 was exposed to custodial credit risk. Deposits exposed to credit risk are collateralized with securities held by the pledging of financial institution through PDPA. The difference between BOCES carrying balance and bank balance is outstanding checks.

Investments

BOCES has invested \$32,733 (fair value) in the Colorado Government Liquid Assets Trust (COLOTRUST), an investment vehicle established for local government entities in Colorado to pool surplus funds. COLOTRUST operates similarly to a money market fund and each share is equal to value to \$1.00. The Colorado Division of Securities administrates and enforces the requirements of creating and operating COLOTRUST. Investments of COLOTRUST consist of U.S. Treasury bills, notes, note strips and repurchase agreements collateralized by U.S. Treasury securities. A designated custodial bank provides safekeeping and depository services to COLOTRUST in connection with the direct investment and withdrawals functions of COLOTRUST. Substantially all securities owned by COLOTRUST are held by the Federal

Reserve Bank in the account maintained for the custodial bank. The custodian's internal records identify the investments owned by COLOTRUST.

Interest Rate Risk – BOCES does not have a formal investment policy that limits investment maturities as a means of managing its exposure to fair values loss resulting from increasing interest rates. The Colorado Revised Statute 24-75-601 limit investment maturities to five years or less without governing board approval.

Credit Risk – State law limits BOCES investments to U.S. Treasury issues, other federally backed notes and credits, and other agency offerings (not based on derivatives) without limitation. Other investment instruments including bank obligations, general obligation bonds, and commercial paper are limited to at least one of the highest rating categories of at least one nationally recognized rating agency. State law further limits investments in money market funds that are organized according to the Federal Investment Company Act of 1940, as specified in rule 2a-7, as amended, as long as such rule does not increase remaining maturities beyond a maximum of three years. Investments in these funds require that the institution have assets in excess of \$1 billion or the highest credit rating from one or more of a nationally recognized rating agency. Standard and Poor's rating COLOTRUST AAAM.

**Note 3 Capital Assets**

A summary of the changes in capital assets follows:

	Governmental Activities			Ending Balance
	Beginning Balance	Additions	Deletions	
Non-depreciable assets:				
Land	\$ 1,925,690	\$ -	\$ -	\$ 1,925,690
Depreciable assets:				
Buildings	10,661,476	-	-	10,661,476
Equipment and furniture	228,599	-	-	228,599
Vehicles	166,115	206,687	(79,770)	293,032
Total depreciable assets	11,056,190	206,687	(79,770)	11,183,107
Less accumulated depreciation for:				
Buildings	(3,100,506)	(331,148)	-	(3,431,654)
Equipment and furniture	(162,414)	(9,982)	-	(172,396)
Vehicles	(107,838)	(28,282)	79,770	(56,350)
Total accumulated depreciation	(3,370,758)	(369,412)	79,770	(3,660,400)
Total Capital Assets, Net	\$ 9,611,122	\$ (162,725)	\$ -	\$ 9,448,397
Supporting Services				\$ (369,412)

**Note 4 Long-Term Debt**

The following is a summary of long-term debt:

	Beginning Balance	Additions	Deletions	Ending Balance	Current Portion
Compensated Absences	\$ 118,925	\$ -	\$ -	\$ 118,925	\$ -

**Defined Benefit Pension Plan**Summary of Significant Accounting Policies

*Pensions.* The District participates in the School Division Trust Fund (SCHDTF), a cost-sharing multiple-employer defined benefit pension plan administered by the Public Employees' Retirement Association of Colorado (PERA). The net pension liability, deferred outflows of resources and deferred inflows of resources related to pensions, pension expense, information about the fiduciary net position (FNP) and additions to/deductions from the FNP of the SCHDTF have been determined using the economic resources measurement focus and the accrual basis of accounting. For this purpose, benefit payments (including refunds of employee contributions) are recognized when due and payable in accordance with the benefit terms. Investments are reported at fair value.

General Information about the Pension Plan

*Plan description.* Eligible employees of the District are provided with pensions through the SCHDTF—a cost-sharing multiple-employer defined benefit pension plan administered by PERA. Plan benefits are specified in Title 24, Article 51 of the Colorado Revised Statutes (C.R.S.), administrative rules set forth at 8 C.C.R. 1502-1, and applicable provisions of the federal Internal Revenue Code. Colorado State law provisions may be amended from time to time by the Colorado General Assembly. PERA issues a publicly available annual comprehensive financial report (ACFR) that can be obtained at [www.copera.org/investments/pera-financial-reports](http://www.copera.org/investments/pera-financial-reports).

*Benefits provided as of December 31, 2024.* PERA provides retirement, disability, and survivor benefits. Retirement benefits are determined by the amount of service credit earned and/or purchased, highest average salary, the benefit structure(s) under which the member retires, the benefit option selected at retirement, and age at retirement. Retirement eligibility is specified in tables set forth at C.R.S. § 24-51-602, 604, 1713, and 1714.

The lifetime retirement benefit for all eligible retiring employees under the PERA benefit structure is the greater of the:

- Highest average salary multiplied by 2.5% and then multiplied by years of service credit.
- The value of the retiring employee's member contribution account plus a 100% match on eligible amounts as of the retirement date. This amount is then annuitized into a monthly benefit based on life expectancy and other actuarial factors.

In all cases the service retirement benefit is limited to 100% of the highest average salary and cannot exceed the maximum benefit allowed by the federal Internal Revenue Code.

Members may elect to withdraw their member contribution accounts upon termination of employment with all PERA employers; waiving rights to any lifetime retirement benefits earned. If eligible, the member may receive a match of either 50% or 100% on eligible amounts depending on when contributions were remitted to PERA, the date employment was terminated, whether 5 years of service credit has been obtained and the benefit structure under which contributions were made.

Upon meeting certain criteria, benefit recipients who elect to receive a lifetime retirement benefit generally receive post-retirement cost-of-living adjustments, referred to as annual increases in the C.R.S. Subject to the automatic adjustment provision (AAP) under C.R.S. § 24-51-413, eligible benefit recipients under the PERA benefit structure who began membership before January 1, 2007, and all eligible benefit recipients of the DPS benefit structure will receive the maximum annual increase (AI) or AI cap of 1.00% unless adjusted by the AAP. Eligible benefit recipients

under the PERA benefit structure who began membership on or after January 1, 2007, will receive the lesser of an annual increase of the 1.00% AI cap or the average increase of the Consumer Price Index for Urban Wage Earners and Clerical Workers for the prior calendar year, not to exceed a determined increase that would exhaust 10% of PERA’s Annual Increase Reserve (AIR) for the SCHDTF. The AAP may raise or lower the aforementioned AI cap by up to 0.25% based on the parameters specified in C.R.S. § 24-51-413.

Disability benefits are available for eligible employees once they reach five years of earned service credit and are determined to meet the definition of disability. The disability benefit amount is based on the lifetime retirement benefit formula(s) shown above considering a minimum 20 years of service credit, if deemed disabled.

Survivor benefits are determined by several factors, which include the amount of earned service credit, highest average salary of the deceased, the benefit structure(s) under which service credit was obtained, and the qualified survivor(s) who will receive the benefits.

*Contributions provisions as of June 30, 2025:* Eligible employees of the District and the State are required to contribute to the SCHDTF at a rate set by Colorado statute. The contribution requirements for the SCHDTF are established under C.R.S. § 24-51-401, et seq. and § 24-51-413.

Eligible employees are required to contribute 11.00% of their PERA-includable salary during the period of July 1, 2024 through June 30, 2025. Employer contribution requirements are summarized in the table below:

	January 1, 2024 Through December 31, 2025
Employer contribution rate	11.40%
Amount of employer contribution apportioned to the Health Care Trust Fund as specified in C.R.S. § 24-51-208(1)(f)	(1.02%)
Amount apportioned to the SCHDTF	10.38%
Amortization Equalization Disbursement (AED) as specified in C.R.S. § 24-51-411	4.50%
Supplemental Amortization Equalization Disbursement (SAED) as specified in C.R.S. § 24-51-411	5.50%
Total employer contribution rate to the SCHDTF	20.38%

Contribution rates for the SCHDTF are expressed as a percentage of salary as defined in C.R.S. § 24-51-101(42)

Employer contributions are recognized by the SCHDTF in the period in which the compensation becomes payable to the member and the District is statutorily committed to pay the contributions to the SCHDTF. Employer contributions recognized by the SCHDTF from the District were \$1,229,267 for the year ended June 30, 2025.

For purposes of GASB 68 paragraph 15, a circumstance exists in which a non-employer contributing entity is legally responsible for making contributions to the SCHDTF and is considered to meet the definition of a special funding situation. As specified in C.R.S. § 24-51-414, the State is required to contribute a \$225 million (actual dollars) direct distribution each year to PERA starting on July 1, 2018. For 2024, a portion of the direct distribution payment is allocated to the SCHDTF based on the proportionate amount of annual payroll of the SCHDTF to the total annual payroll of the SCHDTF, State Division Trust Fund, Judicial Trust Fund, and Denver Public Schools Division Trust Fund.

Pension Liabilities, Pension Expense, and Deferred Outflows of Resources and Deferred Inflows of Resources Related to Pensions

The net pension liability for the SCHDTF was measured as of December 31, 2024, and the total pension liability (TPL) used to calculate the net pension liability was determined by an actuarial valuation as of December 31, 2023. Standard update procedures were used to roll-forward the TPL to December 31, 2024. The District's proportion of the net pension liability was based on the District's contributions to the SCHDTF for the calendar year 2024 relative to the total contributions of participating employers and the State as a non-employer contributing entity.

On June 30, 2025, the District reported a liability of \$12,358,467 for its proportionate share of the net pension liability that reflected a reduction for support from the State as a non-employer contributing entity. The amount recognized by the District as its proportionate share of the net pension liability, the related support from the State as a nonemployer contributing entity, and the total portion of the net pension liability that was associated with the District were as follows:

The District's proportionate share of the net pension liability	\$ 12,358,467
The State's proportionate share of the net pension liability as a nonemployer contributing entity associated with the District	1,109,986
Total	<u>\$ 13,468,453</u>

On December 31, 2024, the District proportion was 0.078055%, which was approximately the same as its proportion measured as of December 31, 2023.

On June 30, 2025, the District reported deferred outflows of resources and deferred inflows of resources related to pensions from the following sources:

	Deferred Outflows of Resources	Deferred Inflows of Resources
Difference between expected and actual experience	\$ 762,698	\$ -
Changes of assumptions or other inputs	100,976	-
Net difference between projected and actual earnings on pension plan investments	2,221,229	1,967,118
Contributions subsequent to the measurement date	614,633	-
Total	<u>\$ 3,699,536</u>	<u>\$ 1,967,118</u>

\$614,633 reported as deferred outflows of resources related to pensions, resulting from contributions subsequent to the measurement date, will be recognized as a reduction of the net pension liability in the year ended June 30, 2026. Other amounts reported as deferred outflows of resources and deferred inflows of resources related to pensions will be recognized in pension expense as follows:

<u>Year Ended June 30:</u>	
2025	\$ 717,632
2026	946,764
2027	(365,380)
2028	(181,232)
2029	-
Thereafter	\$ -

*Actuarial assumptions.* The TPL in the December 31, 2023, actuarial valuation was determined using the following actuarial cost method, actuarial assumptions, and other inputs:

Actuarial cost method	Entry age
Price inflation	2.30%
Real wage growth	0.70%
Wage inflation	3.00%
Salary increases, including wage inflation:	3.40%-11.00%
Long-term investment rate of return, net of pension plan investment expenses, including price inflation	7.25%
Discount rate	7.25%
Post-retirement benefit increases:	
PERA benefit structure hired prior to 1/1/07	
And DPS benefit structure (compounded annually)	1.00%
PERA benefit structure hired after 12/31/06 <sup>1</sup>	Financed by AIR

<sup>1</sup>Post-retirement benefit increases are provided by the AIR, accounted separately within each Division Trust Fund, and subject to moneys being available; therefore, liabilities related to increases for members of these benefit tiers can never exceed available assets.

All mortality assumptions are developed on a benefit-weighted basis and apply generational mortality. Note that in all categories, displayed as follows, the mortality tables are generationally projected using scale MP-2019.

	Mortality Table	Adjustments, as Applicable
Pre-Retirement	PubT-2010 Employee	N/A
Post-Retirement (Retiree), Non-Disabled	PubT-2010 Healthy Retiree	Males: 112% of the rates prior to age 80 / 94% of the rate age 80 and older Females: 83% of the rates prior to age 80 / 106% of the rates 80 and older
Post-Retirement (Beneficiary), Non-Disabled	Pub-2010 Contingent Survivor	Males: 97% of the rates for all ages Females: 105% of the rates for all ages
Disabled	PubNS-2010 Disabled Retiree	99% of the rates for all ages

The actuarial assumptions used in the December 31, 2023, valuation were based on the 2020 experience analysis, dated October 28, 2020, for the period January 1, 2016, through December 31, 2019. Revised economic and demographic assumptions were adopted by the PERA Board on November 20, 2020.

Based on the 2024 experience analysis, dated January 3, 2025, for the period January 1, 2020, to December 31, 2023, revised actuarial assumptions were adopted by PERA's Board on January 17, 2025, and were effective as of December 31, 2024. The following assumptions were reflected in the roll forward calculation of the total pension liability from December 31, 2023, to December 31, 2024.

Salary increases, including wage inflation      4.00% – 13.40%

Salary scale assumptions were altered to better reflect actual experience.

Rates of termination/withdrawal, retirement, and disability were revised to more closely reflect actual experience.

The estimated administrative expense as a percentage of covered payroll was increased from 0.40% to 0.45%.

The adjustments for credibility applied to the Pub-2010 mortality tables for active and retired lives, including beneficiaries, were updated based on the experience. All mortality assumptions are developed on a benefit-weighted basis. Note that in all categories, displayed as follows, the mortality tables are generationally projected using the 2024 adjusted MP-2021 projection scale.

	Mortality Table	Adjustments, as Applicable
Pre-Retirement	PubT-2010 Employee	N/A
Post-Retirement (Retiree), Non-Disabled	PubT-2010 Healthy Retiree	Males: 106% of the rates for all ages Females: 86% of the rates prior to age 85/ 115% of the rates 85 and older
Post-Retirement (Beneficiary), Non-Disabled	Pub-2010 Contingent Survivor	Males: 92% of the rates for all ages Females: 100% of the rates for all ages
Disabled	PubNS-2010 Disabled Retiree	95% of the rates for all ages

The long-term expected return on plan assets is monitored on an ongoing basis and reviewed as part of periodic experience studies prepared every four years, and asset/liability studies, performed every three to five years for PERA. The most recent analyses were outlined in the 2024 Experience Study report dated January 3, 2025.

Several factors are considered in evaluating the long-term rate of return assumption, including long-term historical data, estimates inherent in current market data, and a log-normal distribution analysis in which best-estimate ranges of expected future real rates of return (expected return, net of investment expense and inflation) were developed for each major asset class. These ranges were combined to produce the long-term expected rate of return by weighting the expected future real rates of return by the target asset allocation percentages and then adding expected inflation.

The PERA Board first adopted the 7.25% long-term expected rate of return as of November 18, 2016. Following an asset/liability study, the Board reaffirmed the assumed rate of return at the November 15, 2019, meeting, and again at the Board's September 20, 2024, meeting. As of the most recent reaffirmation of the long-term rate of return, the target asset allocation and best estimates of geometric real rates of return for each major asset class are summarized in the table as follows:

Asset Class	Target Allocation	30 Year Expected Geometric Real Rate of Return
Global Equity	51.00%	5.00%
Fixed Income	23.00%	2.60%
Private Equity	10.00%	7.60%
Real Estate	10.00%	4.10%
Alternatives	6.00%	5.20%
Total	100.00%	

Note: In setting the long-term expected rate of return, projections employed to model future returns provide a range of expected long-term returns that, including expected inflation, ultimately support a long-term expected nominal rate of return assumption of 7.25%.

*Discount rate.* The discount rate used to measure the TPL was 7.25%. The projection of cash flows used to determine the discount rate applied the actuarial cost method and assumptions shown above. In addition, the following methods and assumptions were used in the projection of cash flows:

- Total covered payroll for the initial projection year consists of the covered payroll of the active membership present on the valuation date and the covered payroll of future plan members assumed to be hired during the year. In subsequent projection years, total covered payroll was assumed to increase annually at a rate of 3.00%.
- Employee contributions were assumed to be made at the member contribution rates in effect for each year, including the scheduled increases in SB 18-200 and required adjustments resulting from the 2018 and 2020 AAP assessments. Employee contributions for future plan members were used to reduce the estimated amount of total service costs for future plan members.
- Employer contributions were assumed to be made at rates equal to the fixed statutory rates specified in law for each year, including the scheduled increase in SB 18-200 and required adjustments resulting from the 2018 and 2020 AAP assessments. Employer contributions also include current and estimated future AED and SAED, until the actuarial value funding ratio reaches 103%, at which point the AED and SAED will each drop 0.50% every year until they are zero. Additionally, estimated employer contributions reflect reductions for the funding of the AIR and retiree health care benefits. For future plan members, employer contributions were further reduced by the estimated amount of total service costs for future plan members not financed by their member contributions.
- As specified in law, the State, as a nonemployer contributing entity, will provide an annual direct distribution of \$225 million (actual dollars), commencing July 1, 2018, that is proportioned between the State, School, Judicial, and DPS Division Trust Funds based upon the covered payroll of each Division. The annual direct distribution ceases when all Division Trust Funds are fully funded.
- Employer contributions and the amount of total service costs for future plan members were based upon a process to estimate future actuarially determined contributions assuming an analogous future plan member growth rate.
- The AIR balance was excluded from the initial FNP, as, per statute, AIR amounts cannot be used to pay benefits until transferred to either the retirement benefits reserve or the survivor benefits reserve, as appropriate. AIR transfers to the FNP and the subsequent AIR benefit payments were estimated and included in the projections.
- Benefit payments and contributions were assumed to be made at the middle of the year.

Based on the above assumptions and methods, the SCHDTF's FNP was projected to be available to make all projected future benefit payments of current members. Therefore, the long-term expected rate of return of 7.25% on pension plan investments was applied to all periods of projected benefit payments to determine the TPL. The discount rate determination does not use the municipal bond index rate, and therefore, the discount rate is 7.25%. There was no change in the discount rate from the prior measurement date.

*Sensitivity of the District's proportionate share of the net pension liability to changes in the discount rate.* The following presents the proportionate share of the net pension liability calculated using the discount rate of 7.25%, as well as what the proportionate share of the net

pension liability would be if it were calculated using a discount rate that is one percentage point lower (6.25%) or one percentage point higher (8.25%) than the current rate:

	1% Decrease (6.25%)	Current Discount Rate (7.25%)	1% increase (8.25%)
Proportionate share of the net pension liability	\$ 16,755,217	\$ 12,358,467	\$ 8,675,574

*Pension Plan FNP.* Detailed information about the SCHDTF’s FNP is available in PERA’s ACFR which can be obtained at [www.copera.org/forms-resources/financial-reports-and-studies](http://www.copera.org/forms-resources/financial-reports-and-studies).

**Note 6                    Defined Contribution Pension Plans**

Voluntary Investment Program (PERAPlus 401(k) Plan)

*Plan Description.* Employees of the District that are also members of the SCHDTF may voluntarily contribute to the Voluntary Investment Program (PERAPlus 401(k) Plan), an Internal Revenue Code Section 401(k) defined contribution plan administered by PERA. Title 24, Article 51, Part 14 of the C.R.S., as amended, assigns the authority to establish the Plan provisions to the PERA Board of Trustees. PERA issues a publicly available ACFR which includes additional information on the PERAPlus 401(k) Plan. That report can be obtained at [www.copera.org/forms-resources/financial-reports-and-studies](http://www.copera.org/forms-resources/financial-reports-and-studies).

*Funding Policy.* The PERAPlus 401(k) Plan is funded by voluntary member contributions up to the maximum limits set by the Internal Revenue Service, as established under Title 24, Article 51, Section 1402 of the C.R.S., as amended. the District does not provide a matching contribution to the 401(k) plan.

Deferred Compensation Plan (PERAPlus 457 Plan)

*Plan Description.* Employees of the District may voluntarily contribute to the Deferred Compensation Plan (PERAPlus 457 Plan), an Internal Revenue Code Section 457 deferred compensation plan administered by PERA. Title 24, Article 51, Part 16 of the C.R.S., as amended, assigns the authority to establish the Plan provisions to the PERA Board of Trustees. PERA issues a publicly available ACFR which includes additional information on the PERAPlus 457 Plan. That report can be obtained at [www.copera.org/forms-resources/financial-reports-and-studies](http://www.copera.org/forms-resources/financial-reports-and-studies).

*Funding Policy.* The PERAPlus 457 Plan is funded by voluntary member contributions up to the maximum limits set by the Internal Revenue Service, as established under Title 24, Article 51, Section 1603 of the C.R.S., as amended. the District does not provide a matching contribution to the 457 Plan.

**Note 7                    Defined Benefit Other Post Employment Benefit (OPEB) Plan**

Summary of Significant Accounting Policies

*OPEB.* The District participates in the Health Care Trust Fund (HCTF), a cost-sharing multiple-employer defined benefit OPEB fund administered by the Public Employees’ Retirement Association of Colorado (“PERA”). The net OPEB liability, deferred outflows of resources and deferred inflows of resources related to OPEB, OPEB expense, information about the fiduciary net position (FNP) and additions to/deductions from the FNP of the HCTF have been determined using the economic resources measurement focus and the accrual basis of accounting. For this

purpose, benefits paid on behalf of health care participants are recognized when due and/or payable in accordance with the benefit terms. Investments are reported at fair value.

#### General Information about the OPEB Plan

*Plan description.* Eligible employees of the District are provided with OPEB through the HCTF—a cost-sharing multiple-employer defined benefit OPEB plan administered by PERA. The HCTF is established under Title 24, Article 51, Part 12 of the Colorado Revised Statutes (C.R.S.), as amended, and sets forth a framework that grants authority to the PERA Board to contract, self-insure, and authorize disbursements necessary in order to carry out the purposes of the PERACare program, including the administration of the premium subsidies. Colorado State law provisions may be amended by the Colorado General Assembly. PERA issues a publicly available annual comprehensive financial report (ACFR) that can be obtained at [www.copera.org/investments/pera-financial-reports](http://www.copera.org/investments/pera-financial-reports).

*Benefits provided.* The HCTF provides a health care premium subsidy to eligible participating PERA benefit recipients and retirees who choose to enroll in one of the PERA health care plans, however, the subsidy is not available if only enrolled in the dental and/or vision plan(s). The health care premium subsidy is based upon the benefit structure under which the member retires and the member's years of service credit. For members who retire having service credit with employers in the Denver Public Schools (DPS) Division and one or more of the other four Divisions (State, School, Local Government and Judicial), the premium subsidy is allocated between the HCTF and the Denver Public Schools Health Care Trust Fund (DPS HCTF). The basis for the amount of the premium subsidy funded by each trust fund is the percentage of the member contribution account balance from each division as it relates to the total member contribution account balance from which the retirement benefit is paid.

C.R.S. § 24-51-1202 *et seq.* specifies the eligibility for enrollment in the health care plans offered by PERA and the amount of the premium subsidy. The law governing a benefit recipient's eligibility for the subsidy and the amount of the subsidy differs slightly depending under which benefit structure the benefits are calculated. All benefit recipients under the PERA benefit structure and all retirees under the DPS benefit structure are eligible for a premium subsidy, if enrolled in a health care plan under PERACare. Upon the death of a DPS benefit structure retiree, no further subsidy is paid.

Enrollment in the PERACare health benefits program is voluntary and is available to benefit recipients and their eligible dependents, certain surviving spouses, and divorced spouses and guardians, among others. Eligible benefit recipients may enroll into the program upon retirement, upon the occurrence of certain life events, or on an annual basis during an open enrollment period.

*PERA Benefit Structure.* The maximum service-based premium subsidy is \$230 per month for benefit recipients who are under 65 years of age and who are not entitled to Medicare; the maximum service-based subsidy is \$115 per month for benefit recipients who are 65 years of age or older or who are under 65 years of age and entitled to Medicare. The maximum service-based subsidy, in each case, is for benefit recipients with retirement benefits based on 20 or more years of service credit. There is a 5% reduction in the subsidy for each year, less than 20. The benefit recipient pays the remaining portion of the premium to the extent the subsidy does not cover the entire amount.

For benefit recipients who have not participated in Social Security and who are not otherwise eligible for premium-free Medicare Part A for hospital-related services, C.R.S. § 24-51-1206(4) provides an additional subsidy. According to the statute, PERA cannot charge premiums to benefit recipients without Medicare Part A that are greater than premiums charged to benefit recipients with Part A for the same plan option, coverage level, and service credit. Currently, for

each individual PERACare enrollee, the total premium for Medicare coverage is determined assuming plan participants have both Medicare Part A and Part B and the difference in premium cost is paid by the HCTF or the DPS HCTF on behalf of benefit recipients not covered by Medicare Part A.

For retirees who have not participated in Social Security and who are not otherwise eligible for premium-free Medicare Part A for hospital-related services, the HCTF or the DPS HCTF pays an alternate service-based premium subsidy. Each individual retiree meeting these conditions receives the maximum \$230 per month subsidy reduced appropriately for service less than 20 years, as described above. Retirees who do not have Medicare Part A pay the difference between the total premium and the monthly subsidy.

*Contributions.* Pursuant to Title 24, Article 51, Section 208(1) (f) of the C.R.S., as amended, certain contributions are apportioned to the HCTF. PERA-affiliated employers of the State, School, Local Government, and Judicial Divisions are required to contribute at a rate of 1.02% of PERA-includable salary into the HCTF.

Employer contributions are recognized by the HCTF in the period in which the compensation becomes payable to the member and the District is statutorily committed to pay the contributions. Employer contributions recognized by the HCTF from the District were \$61,462 for the year ended June 30, 2025.

OPEB Liabilities, OPEB Expense, and Deferred Outflows of Resources and Deferred Inflows of Resources Related to OPEB

On June 30, 2025, the District reported a liability of \$238,730 for its proportionate share of the net OPEB liability. The net OPEB liability for the HCTF was measured as of December 31, 2024, and the total OPEB liability (TOL) used to calculate the net OPEB liability was determined by an actuarial valuation as of December 31, 2023. Standard update procedures were used to roll-forward the TOL to December 31, 2024. The District’s proportion of the net OPEB liability was based on the District’s contributions to the HCTF for the calendar year 2024 relative to the total contributions of participating employers to the HCTF.

On December 31, 2024, the District’s proportion was 0.049926%, which was approximately the same as its proportion measured as of December 31, 2023.

For the year ended June 30, 2025, the District recognized OPEB income of \$26,106. On June 30, 2025, the District reported deferred outflows of resources and deferred inflows of resources related to OPEB from the following sources:

	Deferred Outflows of Resources	Deferred Inflows of Resources
Difference between expected and actual experience	\$ -	\$ 52,659
Changes of assumptions or other inputs	2,737	76,310
Net difference between projected and actual earnings on pension plan investments	809	-
Contributions subsequent to the measurement date	30,731	N/A
<b>Total</b>	<b>\$ 34,277</b>	<b>\$ 128,969</b>

\$30,731 reported as deferred outflows of resources related to OPEB, resulting from contributions subsequent to the measurement date, will be recognized as a reduction of the net OPEB liability

in the year ended June 30, 2026. Other amounts reported as deferred outflows of resources and deferred inflows of resources related to OPEB will be recognized in OPEB expense as follows:

<u>Year Ended June 30:</u>	
2025	\$ (36,674)
2026	(21,620)
2027	(29,521)
2028	(18,229)
2029	(12,578)
Thereafter	\$ (6,797)

*Actuarial assumptions.* The TOL in the December 31, 2023 actuarial valuation was determined using the following actuarial cost method, actuarial assumptions and other inputs:

	<u>HCTF</u>
	<u>School Division</u>
Actuarial cost method	Entry age
Price inflation	2.30%
Real wage growth	0.70%
Wage inflation	3.00%
Salary increases, including wage inflation:	
Members other than Safety Officers	3.40%-11.00%
Safety Officers	N/A
Long-term investment rate of return, net of OPEB plan investment expenses, including price inflation	7.25%
Discount rate	7.25%
Health care cost trend rates:	
PERA benefit structure:	
Service-based premium subsidy	0.00%
PERACare Medicare plans	16.00% in 2024, then 6.75% in 2025, gradually decreasing to 4.50% in 2034
MAPD PPO #2	105.00% in 2024, then 8.55% in 2025, gradually decreasing to 4.50% in 2034
Medicare Part A premiums	3.50% in 2024, gradually increasing to 4.50% in 2033
DPS benefit structure:	
Service-based premium subsidy	0.00%
PERACare Medicare plans	N/A
Medicare Part A premiums	N/A

As of the December 31, 2024, measurement date, the FNP and related disclosure components for the HCTF reflect payments related to the disaffiliation of Tri-County Health Department as a PERA-affiliated employer, effective December 31, 2022. The additional employer disaffiliation payment allocations to the HCTF and Local Government Division Trust Fund were \$20 and \$486, respectively.

Each year the per capita health care costs are developed by plan option; currently based on 2023 premium rates for the UnitedHealthcare Medicare Advantage Prescription Drug (MAPD) PPO plan #1, the United Healthcare MAPD PPO plan #2, and the Kaiser Permanente MAPD HMO plan. Actuarial morbidity factors are then applied to estimate individual retiree and spouse costs by age, gender, and health care cost trend. This approach applies for all members and is adjusted

accordingly for those not eligible for premium-free Medicare Part A for the PERA benefit structure.

Age-Related Morbidity Assumptions		
Participant	Annual Increase	Annual Increase
Age	(Male)	(Female)
65-68	2.2%	2.3%
69	2.8%	2.2%
70	2.7%	1.6%
71	3.1%	0.5%
72	2.3%	0.7%
73	1.2%	0.8%
74	0.9%	1.5%
75-85	0.9%	1.3%
86 and older	0.0%	0.0%

Sample Age	MAPD PPO #1 with Medicare Part A		MAPD PPO #1 without Medicare Part A	
	Retiree/Spouse		Retiree/Spouse	
	Male	Female	Male	Female
65	\$ 1,710	\$ 1,420	\$ 6,536	\$ 5,429
70	\$ 1,921	\$ 1,589	\$ 7,341	\$ 6,073
75	\$ 2,122	\$ 1,670	\$ 8,110	\$ 6,385

Sample Age	MAPD PPO #2 with Medicare Part A		MAPD PPO #2 Without Medicare Part A	
	Retiree/Spouse		Retiree/Spouse	
	Male	Female	Male	Female
65	\$ 585	\$ 486	\$ 4,241	\$ 3,523
70	\$ 657	\$ 544	\$ 4,764	\$ 3,941
75	\$ 726	\$ 571	\$ 5,262	\$ 4,143

Sample Age	MAPD HMO (Kaiser) with Medicare Part A		MAPD HMO (Kaiser) without Medicare Part A	
	Retiree/Spouse		Retiree/Spouse	
	Male	Female	Male	Female
65	\$ 1,897	\$ 1,575	\$ 7,063	\$ 5,866
70	\$ 2,130	\$ 1,763	\$ 7,933	\$ 6,563
75	\$ 2,353	\$ 1,853	\$ 8,763	\$ 6,900

The 2024 Medicare Part A premium is \$505 (actual dollars) per month.

All costs are subject to the health care cost trend rates, as discussed below.

Health care cost trend rates reflect the change in per capita health costs over time due to factors such as medical inflation, utilization, plan design, and technology improvements. For the PERA benefit structure, health care cost trend rates are needed to project the future costs associated with providing benefits to those PERACare enrollees not eligible for premium-free Medicare Part A.

Health care cost trend rates for the PERA benefit structure are based on published annual health care inflation surveys in conjunction with actual plan experience (if credible), building block models, and industry methods developed by health plan actuaries and administrators. In addition,

projected trends for the Federal Hospital Insurance Trust Fund (Medicare Part A premiums) provided by the Centers for Medicare & Medicaid Services are referenced in the development of these rates. PERACare Medicare plan rates are applied where members have no premium-free Part A and where those premiums are already exceeding the maximum subsidy. MAPD PPO #2 has a separate trend because the first year rates are still below the maximum subsidy and to reflect the estimated impact of the Inflation Reduction Act for that plan option.

The PERA benefit structure health care cost trend rates used to measure the total OPEB liability are summarized in the table below:

Year	PERACare Medicare Plans <sup>1</sup>	MAPD PPO #2 <sup>1</sup>	Medicare Part A Premiums
2024	16.00%	105.00%	3.50%
2025	6.75%	8.55%	3.75%
2026	6.50%	8.10%	3.75%
2027	6.25%	7.65%	4.00%
2028	6.00%	7.20%	4.00%
2029	5.75%	6.75%	4.25%
2030	5.50%	6.30%	4.25%
2031	5.25%	5.85%	4.25%
2032	5.00%	5.40%	4.25%
2033	4.75%	4.95%	4.50%
2034+	4.50%	4.50%	4.50%

<sup>1</sup>Increase in 2024 trend rates due to the effect of the Inflation Reduction Act.

Mortality assumptions used in the December 31, 2023, valuation for the School Division Trust Fund as shown below, reflect generational mortality and were applied, as applicable, in the December 31, 2023, valuation for the HCTF, but developed on a headcount-weighted basis. Note that in all categories, displayed as follows, the mortality tables are generationally projected using scale MP-2019. Affiliated employers of the School Division participate in the HCTF.

Pre-Retirement	Mortality Table	Adjustments, as Applicable
School and DPS Divisions	PubG-2010 Employee	N/A
Post-Retirement (Retiree), Non-Disabled	Mortality Table	Adjustments, as Applicable
School and DPS Divisions	PubT-2010 Healthy Retiree	Males: 112% of the rates prior to age 80 / 94% of the rates age 80 and older Females: 83% of the rates prior to age 80 / 106% of the rates age 80 and older
Post-Retirement (Beneficiary), Non-Disabled	Mortality Table	Adjustments, as Applicable
All Beneficiaries	Pub-2010 Contingent Survivor	Males: 97% of the rates for all ages Females: 105% of the rates for all ages
Disabled	Mortality Table	Adjustments, as Applicable
Members other than Safety Officers	PubNS-2010 Disabled Retiree	99% of the rates for all ages

The actuarial assumptions used in the December 31, 2023, valuations were based on the 2020 experience analysis, dated October 28, 2020, and November 4, 2020, for the period January 1, 2016, through December 31, 2019. Revised economic and demographic assumptions were adopted by PERA's Board on November 20, 2020.

The long-term expected return on plan assets is monitored on an ongoing basis and reviewed as part of periodic experience studies prepared every four years, and asset/liability studies,

performed every three to five years for PERA. The most recent analyses were outlined in the 2024 Experience Study report dated January 3, 2025.

Several factors are considered in evaluating the long-term rate of return assumption, including long-term historical data, estimates inherent in current market data, and a log-normal distribution analysis in which best-estimate ranges of expected future real rates of return (expected return, net of investment expense and inflation) were developed for each major asset class. These ranges were combined to produce the long-term expected rate of return by weighting the expected future real rates of return by the target asset allocation percentages and then adding expected inflation.

The PERA Board first adopted the 7.25% long-term expected rate of return as of November 18, 2016. Following an asset/liability study, the Board reaffirmed the assumed rate of return at the November 15, 2019, meeting, and again at the Board’s September 20, 2024, meeting. As of the most recent reaffirmation of the long-term rate of return, the target asset allocation and best estimates of geometric real rates of return for each major asset class are summarized in the table as follows:

Asset Class	Target Allocation	30 Year Expected Geometric Real Rate of Return
Global Equity	51.00%	5.00%
Fixed Income	23.00%	2.60%
Private Equity	10.00%	7.60%
Real Estate	10.00%	4.10%
Alternatives	6.00%	5.20%
Total	100.00%	

Note: In setting the long-term expected rate of return, projections employed to model future returns provide a range of expected long-term returns that, including expected inflation, ultimately support a long-term expected nominal rate of return assumption of 7.25%.

*Sensitivity of the District’s proportionate share of the net OPEB liability to changes in the Health Care Cost Trend Rates.* The following presents the net OPEB liability or net OPEB asset using the current health care cost trend rates applicable to the PERA benefit structure, as well as if it were calculated using health care cost trend rates that are one percentage point lower or one percentage point higher than the current rates:

	1% Decrease In Trend Rates	Current Trend Rates	1% Increase In Trend Rates
Initial PERACare Medicare trend rate <sup>1</sup>	5.75%	6.75%	7.75%
Ultimate PERACare Medicare trend rate	3.50%	4.50%	5.50%
Initial MAPD PPO#2 trend rate <sup>1</sup>	7.55%	8.55%	9.55%
Ultimate MAPD PPO#2 trend rate	3.50%	4.50%	5.50%
Initial Medicare Part A trend rate <sup>1</sup>	2.75%	3.75%	4.75%
Ultimate Medicare Part A trend rate	3.50%	4.50%	5.50%
Net OPEB liability			
HCTF	\$ 232,298	\$ 238,730	\$ 246,009

*Discount rate.* The discount rate used to measure the TOL was 7.25%. The projection of cash flows used to determine the discount rate applied the actuarial cost method and assumptions shown above. In addition, the following methods and assumptions were used in the projection of cash flows:

- Updated health care cost trend rates for Medicare Part A premiums as of the December 31, 2024, measurement date.

- Total covered payroll for the initial projection year consists of the covered payroll of the active membership present on the valuation date and the covered payroll of future plan members assumed to be hired during the year. In subsequent projection years, total covered payroll was assumed to increase annually at a rate of 3.00%.
- Employer contributions were assumed to be made at rates equal to the fixed statutory rates specified in law and effective as of the measurement date.
- Employer contributions and the amount of total service costs for future plan members were based upon a process to estimate future actuarially determined contributions assuming an analogous future plan member growth rate.
- Estimated transfers of dollars into the HCTF representing a portion of purchase service agreements intended to cover the costs associated with OPEB benefits.
- Benefit payments and contributions were assumed to be made at the middle of the year.

Based on the above assumptions and methods, the HCTF’s FNP was projected to be available to make all projected future benefit payments of current members. Therefore, the long-term expected rate of return of 7.25% on OPEB plan investments was applied to all periods of projected benefit payments to determine the TOL. The discount rate determination does not use the municipal bond index rate, and therefore, the discount rate is 7.25%. There was no change in the discount rate from the prior measurement date.

*Sensitivity of the District’s proportionate share of the net OPEB liability to changes in the discount rate.* The following presents the proportionate share of the net OPEB liability calculated using the discount rate of 7.25%, as well as what the proportionate share of the net OPEB liability would be if it were calculated using a discount rate that is one-percentage-point lower (6.25%) or one-percentage-point higher (8.25%) than the current rate:

	1% Decrease (6.25%)	Current Discount Rate (7.25%)	1% increase (8.25%)
Proportionate share of the net OPEB liability	\$ 292,567	\$ 238,730	\$ 192,315

*OPEB plan fiduciary net position.* Detailed information about the HCTF’s FNP is available in PERA’s ACFR which can be obtained at [www.copera.org/investments/pera-financial-reports](http://www.copera.org/investments/pera-financial-reports).

**Note 8 Auditor’s Integrity Report**

The Colorado Department of Education requires the inclusion of the Auditor’s Integrity Report as a supplemental schedule to the audited financial statements. The report is based on a prescribed basis of accounting that demonstrates compliance with the financial policies and procedures of the Colorado Department of Education.

**Note 9 Risk Management**

BOCES carries commercial insurance coverage for all risks of loss, including errors, omissions, and property. Settled claims resulting from these risks have not exceeded commercial or BOCES coverage in any of the past three years. There has been no significant reduction in insurance coverage from the prior year in any of the major categories of risk.

**Note 10**            **Inter-Fund Transactions**

Due to/due from other funds, if any, are recorded at the fund level and are eliminated at the government-wide level.

**Note 11**            **Accrued Teachers' Salaries and Employee Benefits**

Teachers' contracts are for a nine or ten-month period but are paid in twelve equal payments. At the end of the fiscal year, an accrual exists for the difference between the amounts due on the contract and the amounts paid.

**Note 12**            **Commitments, Contingencies and Compliance**

*TABOR Amendment* – In November 1992, the voters of Colorado approved Amendment 1, commonly known as the Taxpayer's Bill of Rights (TABOR), which add a new Article 10 Section 20 to the Colorado Constitution. TABOR contains tax, spending, revenue, and debt limitations, which apply to the State of Colorado and all local governments. The amendment does not specifically address a BOCES. However, several legal opinions have been issued stating that a BOCES itself is not subject to the requirements and restrictions of the TABOR amendment. There have been several recent court cases with organizations similar to a BOCES, where the court has found that these organizations are not subject to TABOR since they are not a municipality and do not exercise independent "Government" power. BOCES does not need to maintain emergency reserve required by TABOR as expenditures can fluctuate independently of TABOR.

*Claims and Judgements* – BOCES participates in a number of federal and state programs that are fully or partially funded by grants received from other governmental units. Expenditures financed by grants are subject to audit by the appropriate grantor government.

If expenditures are disallowed due to noncompliance with grant program regulations, BOCES may be required to reimburse the grantor government. As of June 30, 2025, significant amounts of grant expenditures have not been audited but BOCES believes those disallowed expenditures, if any based on subsequent audits, will not have a material effect on any of the individual governmental funds or the overall financial position of BOCES.

**Pikes Peak Board of Cooperative Educational Services**  
**Budget and Actual**  
**General**  
**For the year ended June 30, 2025**

	<b>Budgeted Amounts</b>		<b>Actual</b>
	<b>Original</b>	<b>Final</b>	
<b>REVENUES</b>			
Local sources	\$ 9,426,059	\$ 9,910,753	\$ 9,924,830
State sources	835,958	833,251	834,967
Federal sources	1,092,375	1,553,444	1,653,193
Investment earnings	13,000	50,000	77,963
Miscellaneous	10,000	10,000	(47,465)
Total revenues	<u>11,377,392</u>	<u>12,357,448</u>	<u>12,443,488</u>
<b>EXPENDITURES</b>			
Instructional	6,368,330	6,646,185	5,565,227
Supporting services	9,066,714	10,283,958	6,772,927
Total Expenditures	<u>15,435,044</u>	<u>16,930,143</u>	<u>12,338,154</u>
Excess (deficiency) of revenues over expenditures	<u>(4,057,652)</u>	<u>(4,572,695)</u>	<u>105,334</u>
<b>OTHER FINANCING SOURCES (USES)</b>			
Transfers in (out)	-	(150,000)	(150,000)
Total other financing sources and uses	<u>-</u>	<u>(150,000)</u>	<u>(150,000)</u>
<b>SPECIAL ITEM</b>			
Net change in fund balances	(4,057,652)	(4,722,695)	(44,666)
Fund balances - beginning	4,057,652	4,722,695	4,722,279
Fund balances - ending	<u>\$ -</u>	<u>\$ -</u>	<u>\$ 4,677,613</u>

**Pikes Peak Board of Cooperative Educational Services  
Budget and Actual  
Designated Purpose Grants  
For the year ended June 30, 2025**

	<u>Budgeted Amounts</u>		<u>Actual</u>
	<u>Original</u>	<u>Final</u>	
<b>REVENUES</b>			
Local revenues	\$ 25,000	\$ 25,000	\$ -
State sources	2,574,404	3,014,519	1,138,234
Federal sources	1,330,112	1,242,359	3,157,814
Total revenues	<u>3,929,516</u>	<u>4,281,878</u>	<u>4,296,048</u>
<b>EXPENDITURES</b>			
Instructional	3,920,247	4,290,406	4,292,567
Support Services	9,269	-	-
Total Expenditures	<u>3,929,516</u>	<u>4,290,406</u>	<u>4,292,567</u>
Excess (deficiency) of revenues over expenditures	<u>-</u>	<u>(8,528)</u>	<u>3,481</u>
<b>SPECIAL ITEM</b>			
Net change in fund balances	-	(8,528)	3,481
Fund balances - beginning	-	-	1
Fund balances - ending	<u>\$ -</u>	<u>\$ (8,528)</u>	<u>\$ 3,482</u>

**Pikes Peak Board of Cooperative Educational Services  
Budget and Actual  
NEED Foundation  
For the year ended June 30, 2025**

	<u>Budgeted Amounts</u>		<u>Actual</u>
	<u>Original</u>	<u>Final</u>	
<b>REVENUES</b>			
Local sources	\$ 657	\$ 657	\$ 322
Total revenues	<u>657</u>	<u>657</u>	<u>322</u>
<b>EXPENDITURES</b>			
Supporting services	<u>66,800</u>	<u>64,500</u>	<u>3,431</u>
Total Expenditures	<u>66,800</u>	<u>64,500</u>	<u>3,431</u>
Excess (deficiency) of revenues over expenditures	<u>(66,143)</u>	<u>(63,843)</u>	<u>(3,109)</u>
<b>SPECIAL ITEM</b>			
Net change in fund balances	(66,143)	(63,843)	(3,109)
Fund balances - beginning	<u>66,143</u>	<u>63,843</u>	<u>64,500</u>
Fund balances - ending	<u>\$ -</u>	<u>\$ -</u>	<u>\$ 61,391</u>

**Pikes Peak Board of Cooperative Educational Services  
Schedule of BOCES Proportionate Share of the Net Pension Liability  
For the Year Ended June 30, 2025**

	for the years ended December 31,									
	2024	2023	2022	2021	2020	2019	2018	2017	2016	2015
District's proportion (percentage) of the collective net pension liability	0.0780558	0.0805918	0.0652507	0.0802145	0.100571	0.092074	0.093354	0.114520	0.120226	0.122038
District's proportionate share of the collective pension liability	\$12,358,467	\$13,945,613	\$ 9,200,648	\$ 8,374,728	\$15,204,418	\$13,775,667	\$16,863,988	\$37,031,804	\$35,796,030	\$ 18,664,999
Payroll	\$ 6,025,686	\$ 5,325,431	\$ 5,032,630	\$ 5,013,137	\$ 5,380,712	\$ 5,409,959	\$ 5,142,646	\$ 5,282,687	\$ 5,395,984	\$ 5,318,429
District's proportionate share of the net pension liability as a percentage of its payroll	205%	262%	183%	167%	35%	39%	30%	14%	15%	28%
Plan fiduciary net pension as a percentage of the total pension liability	67.17%	64.74%	77.43%	74.86%	66.99%	60.01%	62.23%	62.23%	62.87%	55.02%

**Pikes Peaks Board of Cooperative Educational Services  
Schedule of Contributions and Related Ratios - Pension  
For the Year Ended June 30, 2025**

	for the years ended December 31,									
	2024	2023	2022	2021	2020	2019	2018	2017	2016	2015
Statutory required contributions	\$ 1,229,267	\$ 1,085,815	\$ 1,013,211	\$ 996,607	\$ 1,030,363	\$ 1,072,616	\$ 992,091	\$ 980,563	\$ 996,927	\$ 947,361
Contributions in relation to the statutorily required contribution	<u>1,229,267</u>	<u>1,085,815</u>	<u>1,013,211</u>	<u>996,607</u>	<u>1,030,363</u>	<u>1,072,616</u>	<u>992,091</u>	<u>980,563</u>	<u>996,927</u>	<u>947,361</u>
Contribution deficiency (excess)	<u>\$ -</u>	<u>\$ -</u>	<u>\$ -</u>	<u>\$ -</u>	<u>\$ -</u>	<u>\$ -</u>	<u>\$ -</u>	<u>\$ -</u>	<u>\$ -</u>	<u>\$ -</u>
Payroll	\$ 6,025,686	\$ 5,325,431	\$ 5,032,630	\$ 5,013,137	\$ 5,189,464	\$ 5,534,867	\$ 5,188,123	\$ 5,195,252	\$ 5,421,632	\$ 5,344,160
Contribution as a percentage of payroll	20.40%	20.39%	20.13%	19.88%	19.85%	19.38%	19.12%	18.87%	18.39%	17.73%

**Pikes Peak Board of Cooperative Educational Services**  
**Schedule of the District's Proportionate Share of the Net OPEB Liability**  
**For the Year Ended June 30, 2025**

	for the year ended December 31,							
	<u>2024</u>	<u>2023</u>	<u>2022</u>	<u>2021</u>	<u>2020</u>	<u>2019</u>	<u>2018</u>	<u>2017</u>
District's proportion (percentage) of the collective net pension liability	0.0499261	0.048192	0.049595	0.052374	0.058185	0.060166	0.060804	0.065070
District's proportionate share of the collective OPEB liability	\$ 238.730	\$ 343.958	\$ 404.924	\$ 453.191	\$ 552.897	\$ 676.275	\$ 827.270	\$ 845.650
Payroll	\$ 6,025.686	\$ 5,325.431	\$ 5,032.630	\$ 5,013,137	\$ 5,380.712	\$ 5,409.959	\$ 5,142.646	\$ 5,282.687
District's proportionate share of the net OPEB liability as a percentage of its payroll	2524%	1548%	1243%	1106%	973%	800%	622%	625%
Plan fiduciary net pension as a percentage of the total OPEB liability	59.83%	46.16%	38.57%	39.40%	24.49%	24.48%	23.00%	14.94%

GASB Statement No. 68 requires ten years of information to be presented in this table. However, until a full 10-year trend is compiled, BOCES will present information for those years for which information is available.

**Pikes Peak Board of Cooperative Educational Services  
Schedule of Contributions and Related Ratios - OPEB  
For the Year Ended June 30, 2025**

	for the years ended December 31,							
	<u>2024</u>	<u>2023</u>	<u>2022</u>	<u>2021</u>	<u>2020</u>	<u>2019</u>	<u>2018</u>	<u>2017</u>
Statutory required contributions	\$ 61,462	\$ 54,319	\$ 51,333	\$ 51,134	\$ 52,933	\$ 55,181	\$ 52,455	\$ 53,237
Contributions in relation to the statutorily required contribution	<u>61,462</u>	<u>54,319</u>	<u>51,333</u>	<u>51,134</u>	<u>52,933</u>	<u>55,181</u>	<u>52,455</u>	<u>53,237</u>
Contribution deficiency (excess)	<u>\$ -</u>	<u>\$ -</u>	<u>\$ -</u>	<u>\$ -</u>	<u>\$ -</u>	<u>\$ -</u>	<u>\$ -</u>	<u>\$ -</u>
Payroll	\$ 6,025,686	\$ 5,325,431	\$ 5,032,630	\$ 5,013,137	\$ 5,189,464	\$ 5,409,959	\$ 5,142,646	\$ 5,195,252
Contribution as a percentage of payroll	1.02%	1.02%	1.02%	1.02%	1.02%	1.02%	1.02%	1.02%

GASB Statement No. 68 requires ten years of information to be presented in this table. However, until a full 10-year trend is compiled, BOCES will present information for those years for which information is available.

## **Other Supplementary Information**

**Pikes Peak Board of Cooperative Educational Services  
Balance Sheet  
Other Governmental Funds  
June 30, 2025**

	<b>Employee Benefits</b>	<b>Total Governmental Funds</b>
<b>ASSETS</b>		
Cash and cash equivalents	\$ 365,403	\$ 365,403
Total assets	365,403	365,403
 <b>LIABILITIES AND FUND BALANCES</b>		
Liabilities:		
Accounts payable	14,684	14,684
Other accrued expenses	10,000	10,000
Total liabilities	24,684	24,684
Fund balances:		
Assigned	340,719	340,719
Total fund balances	340,719	340,719
Total liabilities and fund balances	\$ 365,403	\$ 365,403

**Pikes Peak Board of Cooperative Educational Services  
Statement of Revenues, Expenditures and Changes in Fund Balances  
Other Governmental Funds  
For the Year Ended June 30, 2025**

	<b>Employee Benefits</b>
<b>REVENUES</b>	
Employee benefit premiums	\$ 554,940
Total revenues	554,940
 <b>EXPENDITURES</b>	
Supporting services	628,740
Total Expenditures	628,740
Excess (deficiency) of revenues over expenditures	(73,800)
Net change in fund balances	(73,800)
Fund balances - beginning	414,519
Fund balances - ending	\$ 340,719

**Pikes Peak Board of Cooperative Educational Services  
Budget and Actual  
Capital Projects  
For the year ended June 30, 2025**

	<b>Budgeted Amounts</b>		<b>Actual</b>
	<b>Original</b>	<b>Final</b>	
<b>REVENUES</b>			
Local sources	\$ 200,111	\$ 200,111	\$ 6,750
Total revenues	<u>200,111</u>	<u>200,111</u>	<u>6,750</u>
<b>EXPENDITURES</b>			
Support Services	242,079	377,029	43,285
Capital Outlay	-	-	206,687
Total Expenditures	<u>242,079</u>	<u>377,029</u>	<u>249,972</u>
Excess (deficiency) of revenues over expenditures	<u>(41,968)</u>	<u>(176,918)</u>	<u>(243,222)</u>
<b>OTHER FINANCING SOURCES (USES)</b>			
Transfers in	-	150,000	150,000
Total other financing sources and uses	<u>-</u>	<u>150,000</u>	<u>150,000</u>
<b>SPECIAL ITEM</b>			
Net change in fund balances	(41,968)	(26,918)	(93,222)
Fund balances - beginning	41,968	26,918	227,029
Fund balances - ending	<u>\$ -</u>	<u>\$ -</u>	<u>\$ 133,807</u>

**Pikes Peak Board of Cooperative Educational Services  
Budget and Actual  
Employee Benefits  
For the year ended June 30, 2025**

	<u>Budgeted Amounts</u>		<u>Actual</u>
	<u>Original</u>	<u>Final</u>	
<b>REVENUES</b>			
Employee benefit premiums	\$ 165,350	\$ 149,000	\$ 554,940
Total revenues	<u>165,350</u>	<u>149,000</u>	<u>554,940</u>
<b>EXPENDITURES</b>			
Support Services:	<u>532,441</u>	<u>439,203</u>	<u>628,740</u>
Total Expenditures	<u>532,441</u>	<u>439,203</u>	<u>628,740</u>
Excess (deficiency) of revenues over expenditures	<u>(367,091)</u>	<u>(290,203)</u>	<u>(73,800)</u>
<b>SPECIAL ITEM</b>			
Net change in fund balances	(367,091)	(290,203)	(73,800)
Fund balances - beginning	<u>367,091</u>	<u>290,203</u>	<u>414,519</u>
Fund balances - ending	<u>\$ -</u>	<u>\$ -</u>	<u>\$ 340,719</u>




**Colorado Department of Education**  
**Auditors Integrity Report**  
 District: 9045 - Pikes Peak BOCES  
 Fiscal Year 2024-25  
 Colorado School District/BOCES

Revenues, Expenditures, & Fund Balance by Fund

Fund Type & Number	Beg Fund Balance & Prior Per Adj (6880*)	1000 - 5999 Total Revenues & Other Sources	0001-0999 Total Expenditures & Other Uses	6700-6799 & Prior Per Adj (6880*) Ending Fund Balance
<b>Governmental</b>	+		-	=
10 General Fund	4,722,280	12,283,188	12,327,853	4,677,615
18 Risk Mgmt Sub-Fund of General Fund	0	0	0	0
19 Colorado Preschool Program Fund	0	0	0	0
<b>Sub- Total</b>	<b>4,722,280</b>	<b>12,283,188</b>	<b>12,327,853</b>	<b>4,677,615</b>
11 Charter School Fund	0	0	0	0
20.26-29 Special Revenue Fund	64,500	322	3,431	61,391
06 Supplemental Cap Const. Tech. Main Fund	0	0	0	0
07 Total Program Reserve Fund	0	0	0	0
21 Food Service Spec Revenue Fund	0	0	0	0
22 Govt Designated-Purpose Grants Fund	1	4,296,048	4,292,567	3,482
23 Pupil Activity Special Revenue Fund	0	0	0	0
25 Transportation Fund	0	0	0	0
31 Bond Redemption Fund	0	0	0	0
39 Certificate of Participation (COP) Debt Service Fund	0	0	0	0
41 Building Fund	0	0	0	0
42 Special Building Fund	0	0	0	0
43 Capital Reserve Capital Projects Fund	227,029	156,750	249,972	133,807
46 Supplemental Cap Const. Tech. Main Fund	0	0	0	0
<b>Totals</b>	<b>5,013,810</b>	<b>16,736,308</b>	<b>16,873,823</b>	<b>4,876,295</b>
<b>Proprietary</b>				
50 Other Enterprise Funds	0	0	0	0
6.4 (63) Risk-Related Activity Fund	414,519	0	73,800	340,719
60.65-69 Other Internal Service Funds	0	0	0	0
<b>Totals</b>	<b>414,519</b>	<b>0</b>	<b>73,800</b>	<b>340,719</b>
<b>Fiduciary</b>				
70 Other Trust and Agency Funds	0	0	0	0
72 Private Purpose Trust Fund	0	0	0	0
73 Agency Fund	0	0	0	0
74 Pupil Activity Agency Fund	0	0	0	0
79 GASB 34 Permanent Fund	0	0	0	0
85 Foundations	0	0	0	0
<b>Totals</b>	<b>0</b>	<b>0</b>	<b>0</b>	<b>0</b>

FINAL



*Independent Auditor's Report*

Members of the Board  
Pikes Peak Board of Cooperative Educational Services

We have audited, in accordance with auditing standards generally accepted in the United States of America and the standards applicable to financial audits contained in *Government Auditing Standards* issued by the Comptroller General of the United States, the financial statements of the governmental activities, each major fund, and the aggregate remaining fund information of Pikes Peak Board of Cooperative Educational Services ("BOCES") as of and for the year ended June 30, 2025, and the related notes to the financial statements, which collectively comprise BOCES's basic financial statements, and have issued our report thereon dated February 25, 2026.

***Report on Internal Control over Financial Reporting***

In planning and performing our audit of the financial statements, we considered BOCES internal control over financial reporting (internal control) as a basis for designing procedures that are appropriate in the circumstances for the purpose of expressing our opinions on the financial statements, but not for the purpose of expressing an opinion on the effectiveness of BOCES internal control. Accordingly, we do not express an opinion on the effectiveness of BOCES internal control.

A *deficiency in internal control* exists when the design or operation of a control does not allow management or employees in the normal course of performing their assigned functions, to prevent, or detect and correct misstatements on a timely basis. A *material weakness* is a deficiency, or a combination of deficiencies, in internal control, such that there is a reasonable possibility that a material misstatement of the entity's financial statements will not be prevented or detected and corrected on a timely basis. A *significant deficiency* is a deficiency, or a combination of deficiencies, in internal control that is less severe than a material weakness, yet important enough to merit attention by those charged with governance.

Our consideration of internal control was for the limited purpose described in the first paragraph of this section and was not designed to identify all deficiencies in internal control that might be material weaknesses or significant deficiencies. Given these limitations, during our audit we did not identify any deficiencies in internal control that we consider to be material weaknesses. However, material weaknesses or significant deficiencies may exist that were not identified.

### ***Report on Compliance and Other Matters***

As part of obtaining reasonable assurance about whether BOCES financial statements are free from material misstatement, we performed tests of its compliance with certain provisions of laws, regulations, contracts, and grant agreements, noncompliance with which could have a direct and material effect on the financial statements. However, providing an opinion on compliance with those provisions was not an objective of our audit and, accordingly, we do not express such an opinion. The results of our tests disclosed no instances of noncompliance or other matters that are required to be reported under *Government Auditing Standards*.

### **Purpose of this Report**

The purpose of this report is solely to describe the scope of our testing of internal control and compliance and the results of that testing, and not to provide an opinion on the effectiveness of the entity's internal control or on compliance. This report is an integral part of an audit performed in accordance with *Government Auditing Standards* in considering the entity's internal control and compliance. Accordingly, this communication is not suitable for any other purpose.

*rfarmer, llc*

February 25, 2026

## **Single Audit**

**Pikes Peak Board of Cooperative Educational Services  
Schedule of Expenditure of Federal Awards  
For the Year Ended June 30, 2025**

<u>GRANT TITLE</u>	<u>GRANT CODE</u>	<u>FEDERAL ALN</u>	<u>AMOUNT OF AWARD EXPENDED</u>	
<b>DEPARTMENT OF EDUCATION/ COLORADO DEPARTMENT OF EDUCATION:</b>				
IDEA Part B	4027	84.027	1,102,552	
IDEA Preschool Cluster	4173	84.173	<u>35,682</u>	1,138,234
ESSER III	4429	84.424U	<u>822,966</u>	<u>822,966</u>
<b>TOTAL FEDERAL FINANCIAL AWARDS</b>				<u><u>\$1,961,200</u></u>


**NOTES TO THE SCHEDULE OF EXPENDITURES OF FEDERAL AWARDS**

**NOTE 1: BASIS OF PRESENTATION**

The accompanying schedule of expenditures of federal awards includes the federal grant activity of Pikes Peak BOCES and is presented on the modified accrual basis of accounting.

Pikes Peak BOCES does not use the de minimis cost rate.

Pikes Peak BOCES did not have any sub-recipients for 2024-25.



*Independent Auditor's Report*

Members of the Board  
Pikes Peak Board of Cooperative Services

**Report on Compliance for Each Major Federal Program**

***Opinion on Each Major Federal Program***

We have audited Pikes Peak Board of Cooperative Educational Service's compliance with the types of compliance requirements identified as subject to audit in the OMB *Compliance Supplement* that could have a direct and material effect on each of Pikes Peak Board of Cooperative Educational Service's major federal programs for the year ended June 30, 2025. Pikes Peak Board of Cooperative Educational Service's major federal programs are identified in the summary of auditor's results section of the accompanying schedule of findings and questioned costs.

In our opinion, Pikes Peak Board of Cooperative Educational Services complied, in all material respects, with the compliance requirements referred to above that could have a direct and material effect on each of its major federal programs for the year ended February 25, 2026.

***Basis for Opinion on Each Major Federal Program***

We conducted our audit of compliance in accordance with auditing standards generally accepted in the United States of America (GAAS); the standards applicable to financial audits contained in *Government Auditing Standards* issued by the Comptroller General of the United States (*Government Auditing Standards*); and the audit requirements of Title 2 U.S. *Code of Federal Regulations* Part 200, *Uniform Administrative Requirements, Cost Principles, and Audit Requirements for Federal Awards* (Uniform Guidance). Our responsibilities under those standards and the Uniform Guidance are further described in the Auditor's Responsibilities for the Audit of Compliance section of our report.

We are required to be independent of Pikes Peak Board of Cooperative Educational Services and to meet our other ethical responsibilities, in accordance with relevant ethical requirements relating to our audit. We believe that the audit evidence we have obtained is sufficient and appropriate to provide a basis for our opinion on compliance for each major federal program. Our audit does not provide a legal determination of Pikes Peak Board of Cooperative Educational Service's compliance with the compliance requirements referred to above.

### ***Responsibilities of Management for Compliance***

Management is responsible for compliance with the requirements referred to above and for the design, implementation, and maintenance of effective internal control over compliance with the requirements of laws, statutes, regulations, rules and provisions of contracts or grant agreements applicable to Pikes Peak Board of Cooperative Educational Service's federal programs.

### ***Auditor's Responsibilities for the Audit of Compliance***

Our objectives are to obtain reasonable assurance about whether material noncompliance with the compliance requirements referred to above occurred, whether due to fraud or error, and express an opinion on Pikes Peak Board of Cooperative Educational Service's compliance based on our audit. Reasonable assurance is a high level of assurance but is not absolute assurance and therefore is not a guarantee that an audit conducted in accordance with GAAS, *Government Auditing Standards*, and the Uniform Guidance will always detect material noncompliance when it exists. The risk of not detecting material noncompliance resulting from fraud is higher than for that resulting from error, as fraud may involve collusion, forgery, intentional omissions, misrepresentations, or the override of internal control. Noncompliance with the compliance requirements referred to above is considered material, if there is a substantial likelihood that, individually or in the aggregate, it would influence the judgment made by a reasonable user of the report on compliance about Pikes Peak Board of Cooperative Educational Service's compliance with the requirements of each major federal program as a whole.

In performing an audit in accordance with GAAS, *Government Auditing Standards*, and the Uniform Guidance, we:

- Exercise professional judgment and maintain professional skepticism throughout the audit.
- Identify and assess the risks of material noncompliance, whether due to fraud or error, and design and perform audit procedures responsive to those risks. Such procedures include examining, on a test basis, evidence regarding Pikes Peak Board of Cooperative Educational Service's compliance with the compliance requirements referred to above and performing such other procedures as we considered necessary in the circumstances.
- Obtain an understanding of Pikes Peak Board of Cooperative Educational Service's internal control over compliance relevant to the audit in order to design audit procedures that are appropriate in the circumstances and to test and report on internal control over compliance in accordance with the Uniform Guidance, but not for the purpose of expressing an opinion on the effectiveness of Pikes Peak Board of Cooperative Educational Service's internal control over compliance. Accordingly, no such opinion is expressed.

We are required to communicate with those charged with governance regarding, among other matters, the planned scope and timing of the audit and any significant deficiencies and material weaknesses in internal control over compliance that we identified during the audit.

### **Report on Internal Control Over Compliance**

*A deficiency in internal control over compliance* exists when the design or operation of a control over compliance does not allow management or employees, in the normal course of performing their assigned functions, to prevent, or detect and correct, noncompliance with a type of compliance requirement of a federal program on a timely basis. *A material weakness in internal control over compliance* is a deficiency, or a combination of deficiencies, in internal control over compliance, such that there is a

reasonable possibility that material noncompliance with a type of compliance requirement of a federal program will not be prevented, or detected and corrected, on a timely basis. A *significant deficiency in internal control over compliance* is a deficiency, or a combination of deficiencies, in internal control over compliance with a type of compliance requirement of a federal program that is less severe than a material weakness in internal control over compliance, yet important enough to merit attention by those charged with governance.

Our consideration of internal control over compliance was for the limited purpose described in the Auditor's Responsibilities for the Audit of Compliance section above and was not designed to identify all deficiencies in internal control over compliance that might be material weaknesses or significant deficiencies in internal control over compliance. Given these limitations, during our audit we did not identify any deficiencies in internal control over compliance that we consider to be material weaknesses, as defined above. However, material weaknesses or significant deficiencies in internal control over compliance may exist that were not identified.

Our audit was not designed for the purpose of expressing an opinion on the effectiveness of internal control over compliance. Accordingly, no such opinion is expressed.

The purpose of this report on internal control over compliance is solely to describe the scope of our testing of internal control over compliance and the results of that testing based on the requirements of the Uniform Guidance. Accordingly, this report is not suitable for any other purpose.

*rfarmer, llc*  
February 25, 2026

**Pikes Peak Board of Cooperative Educational Services  
Schedule of Expenditures of Federal Awards  
For the Year Ended June 30, 2025**

**Section I: Summary of Auditor's Results**

***Financial Statements***

Type of report the auditor issued on whether the financial statements audited were prepared in accordance with GAAP: **unmodified**

Internal control over financial reporting:		
• Material weakness(es) identified?	___ Yes	_X_ No
• Significant deficiency(ies) identified?	___ Yes	_X_ None Reported
Noncompliance material to financial statements noted?	___ Yes	_X_ No

***Federal Awards***

Internal control over major federal programs:			
• Material weakness(es) identified?	___ Yes	_X_ No	
• Significant deficiency(ies) identified?	___ Yes	_X_ None Reported	
Type of auditor's report issued on compliance for major federal programs:	<b>unmodified</b>		
Any audit findings disclosed that are required to be reported in accordance with 2 CFR 200.516(a)?	___ Yes	_X_ No	
Identification of major federal programs:			
Assistance Listing Number(s)	84.027	Name of Federal Program or Cluster	IDEA Part B
Dollar threshold used to distinguish between type A and type B programs:	\$ <u>750,000</u>		
Auditee qualified as a low-risk auditee?	_X_ Yes	___ No	

**Section II: Financial Statement Findings**

There are no findings to report.

**Section III: Federal Awards Findings**

There are no findings to report.